



GENDER DIVERSITY AND ALTMETRICS





Gender Diversity and altmetrics

February 2020

Today's speakers:



Josh Clark
Marketing Manager,
Altmetric



Dr. Suze Kundu
Head of Public Engagement
Digital Science



Mike Taylor
Head of Metrics
Development,
Digital Science



What we'll cover

- A little housekeeping
- The science of the science of sexual harassment and #metoo
- Gender and the Altmetric Top 100 2019
- Q & A



Housekeeping

- We are recording - registrants will receive a link
- All attendees are currently muted
- Technical issues? Please send the “host” a private chat for assistance
- Questions? Type them into the questions box



The science of the science of sexual harassment and #metoo

Mike Taylor

Head of Metrics Development, Digital Science

<https://orcid.org/0000-0002-8534-5985> @herrison


Background


- A growing interest in developing data-based narratives.
- Combining Altmetric and Dimensions data (as well as other data) to support insights into topic progression.
- Work with a client led me to explore some other interesting areas, 'freelance', and this area - interest in research in the area of 'sexual harassment' provoked some interesting ideas.
- Methodology is to search Dimensions for "sexual harassment OR metoo" - easy to do in all versions.
- And then to pass over the results to Altmetric.
- So what we are looking at is discussions about research outputs

From 'MeToo' to Boko Haram: A survey of levels and trends of gender inequality in the world

Stephan Klasen

2020, World Development - Article


 Add to Library


 Add to ORCID

Construction labour, subcontracting and masculin

Sidar Çınar

2020, Construction Management and Economics - Article

 Add to Library

 Add to ORCID


Problematizing Sexual Harassment in Residential Prevention Strategy

Alisa Grigorovich, Pia Kontos

2020, Canadian Journal on Aging / La Revue canadienne du

 6

 Add to Library


 Add to ORCID

From Gaze to Outrage: The Role of Group-Based Sexual Objectification and Collective Action

Lee Shepherd, Chloe Evans

2020, Sex Roles - Article

 Open Access

 Add to Library


 Add to ORCID


The influence of street network configuration on sexual harassment pa

Abdelbaseer A. Mohamed, David Stanek

2020, Cities - Article

 1

 Add to Library


 Add to ORCID


Unwanted advances in higher education:Uncovering sexual harassmen academia with text mining

Amir Karami, Cynthia Nicole White, Kayla Ford, Suzanne Swan, Melek Yildiz Spinel

2020, Information Processing & Management - Article

 4

 Add to Library

 Add to ORCID

Gender and Public Organization: A Quasi-Experimental Examination of Experiencing and Reporting Wrongful Behavior in the Workplace


Helen H. Yu, David Lee

2020, Public Personnel Management - Article

 1

 12

 Add to Library

 Add to ORCID

Immediate observations in publication trends

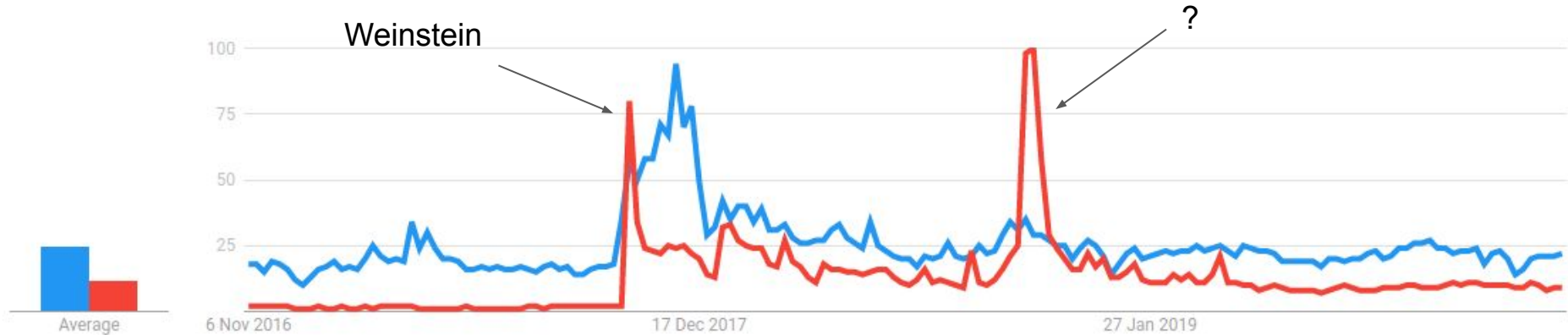
- "sexual harassment" NOT metoo; N = 5921
- metoo NOT "sexual harassment"; N = 490
- metoo OR "sexual harassment"; N = 6552
- metoo AND "sexual harassment"; N = 141

The emergence of new terms - new identities - is always interesting. Sometimes 'metoo' is used as a synonym for 'sexual harassment', sometimes as a replacement. But also as an entity in its own right: the socialization of discourse about sexual harassment, and also as a possibly emergent field in viral discourse.

Let's look at comparative Google search volume for a broader view!

Sexual harassment (blue), metoo (red) - worldwide

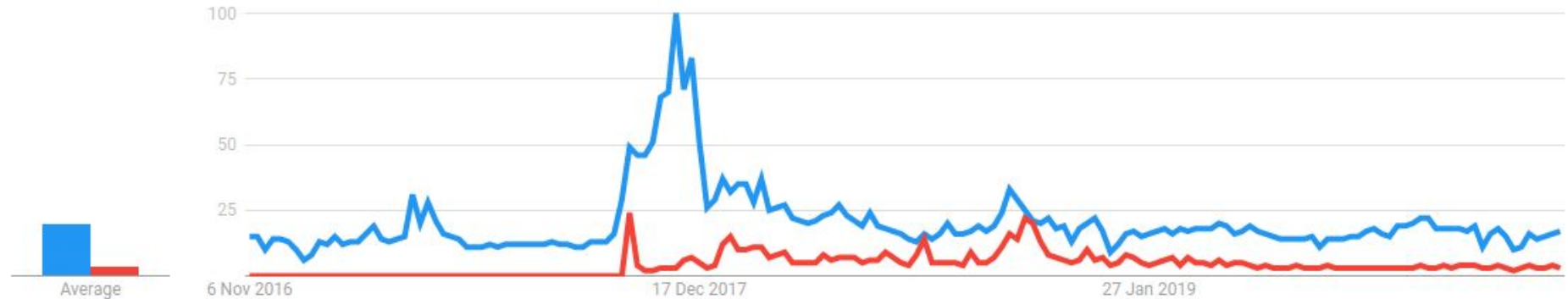
Interest over time ?



trends.google.com

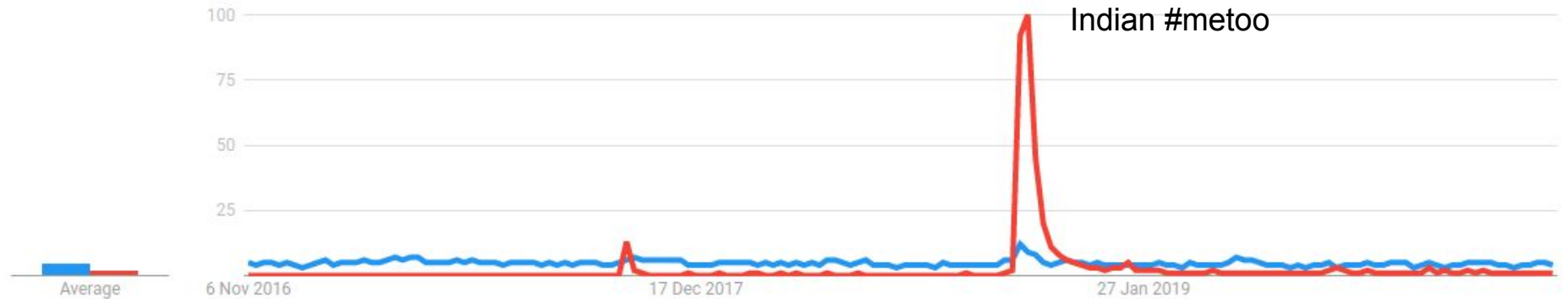
Sexual harassment (blue), metoo (red) - USA

Interest over time ?



Sexual harassment (blue), metoo (red) - India

Interest over time ?



Altmetrics and Sexual Harassment / metoo



Sort by: Altmetric Attention Score (Highest first) ▾

Next →



Sexual Harassment of Women Climate, Culture, and Consequences in Academic...

Book in **NAP**, June 2018



Disturbing allegations of sexual harassment in Antarctica leveled at noted...

News story in **Science**, October 2017



Survey of Academic Field Experiences (SAFE): Trainees Report Harassment and...

Article in **PLoS ONE**, July 2014



This neuroscientist is fighting sexual harassment in science—but her own job is...

News story in **Science**, February 2019



Association Between Forced Sexual Initiation and Health Outcomes Among US Women

Article in **JAMA Internal Medicine**, November 2019



Sexual Harassment and Discrimination Experiences of Academic Medical Faculty

Article in **JAMA: Journal of the American Medical Association**, May 2016



Sexual harassment isn't just about sex: Groundbreaking report details...

News story in **Science**, June 2018



Discrimination, Abuse, Harassment, and Burnout in Surgical Residency Training

Article in **New England Journal of Medicine**, October 2019



Association of Sexual Harassment and Sexual Assault With Midlife Women's Mental...

Article in **JAMA Internal Medicine**, January 2019



Social Media and Advancement of Women Physicians

Article in **New England Journal of Medicine**, June 2018



Sexual harassment is rife in the sciences, finds landmark US study

News story in **Nature**, June 2018



Interspecies sexual behaviour between a male Japanese macaque and female sika...

Article in **Primates**, January 2017



What do young people think about their school-based sex and relationship...

Article in **BMJ Open**, September 2016



Airplane pilot mental health and suicidal thoughts: a cross-sectional...

Article in **Environmental Health**, December 2016



Sexual harassment is pervasive in US physics programmes

News story in **Nature**, April 2019



Sexual Harassment in Medicine — #MeToo

Article in **New England Journal of Medicine**, January 2018



US science agency will require universities to report sexual harassment

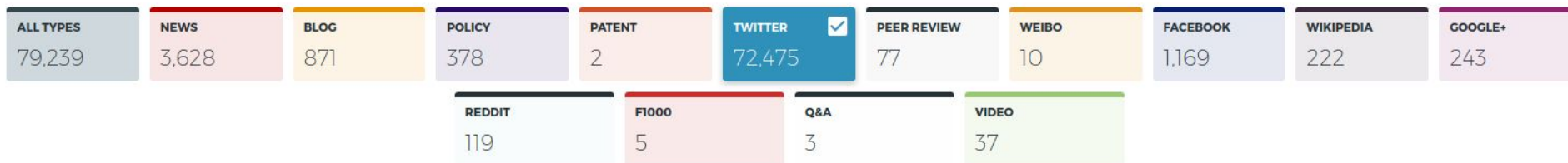
News story in **Nature**, February 2018



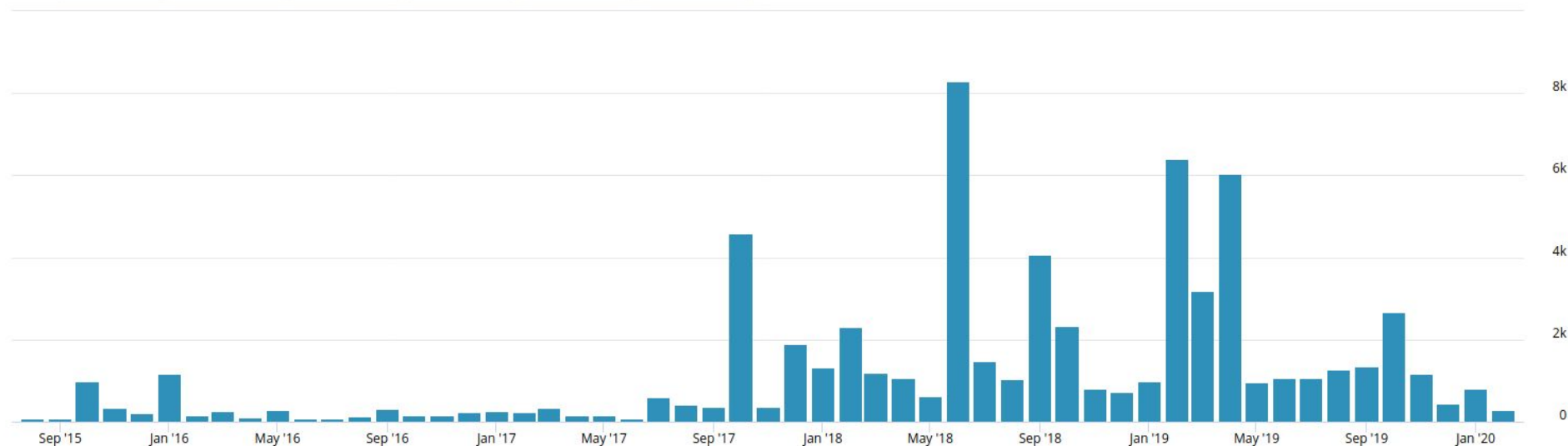
Men's Fear of Mentoring in the #MeToo Era — What's at Stake for Academic...

Article in **New England Journal of Medicine**, December 2018

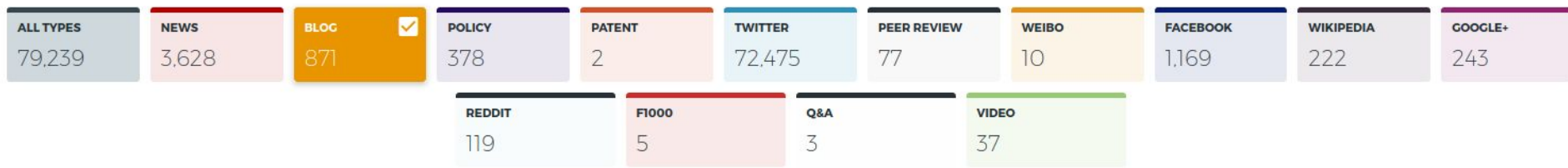
Twitter, Altmetric and Sexual Harassment / metoo



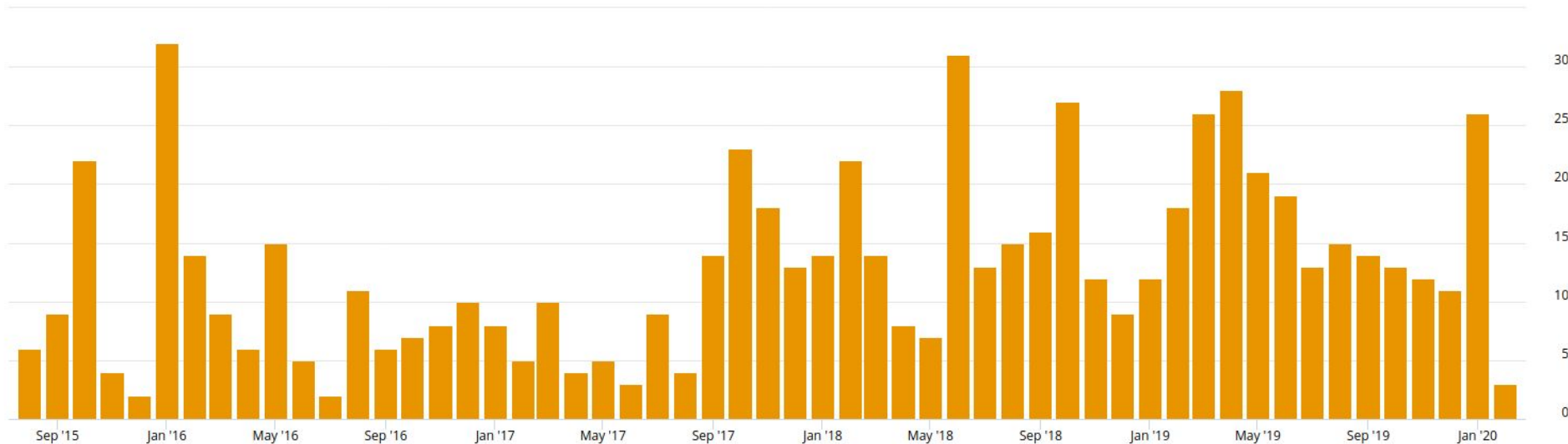
ZOOM 1 week 1 month 3 months 6 months 1 year All time



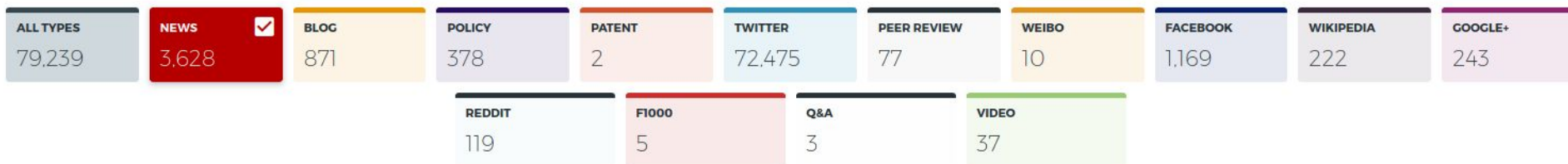
Blogs, Altmetric and Sexual Harassment / metoo



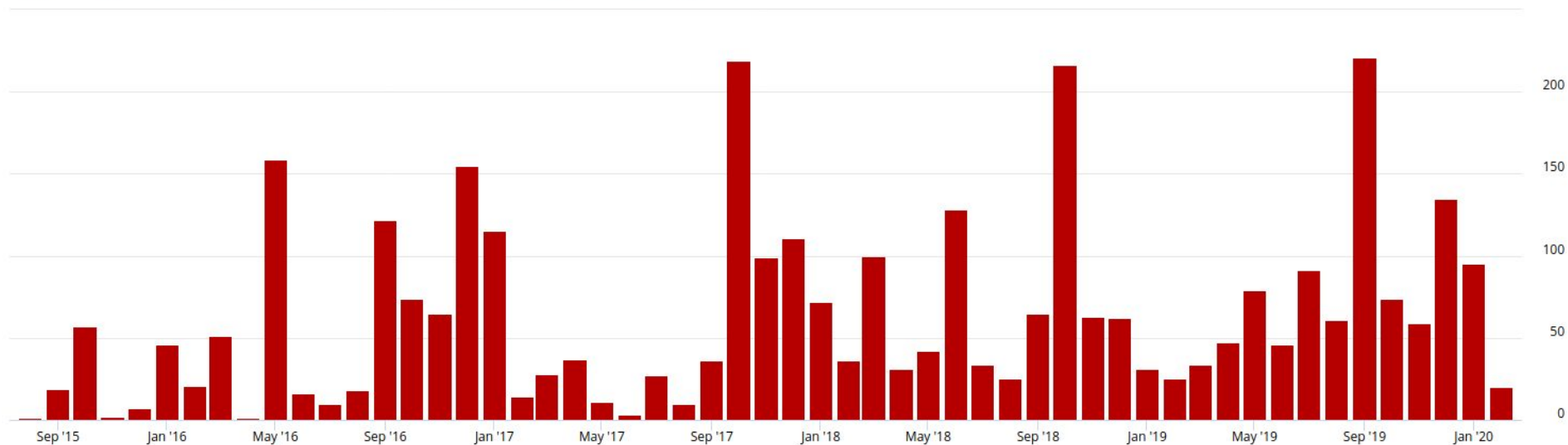
ZOOM 1 week 1 month 3 months 6 months 1 year All time



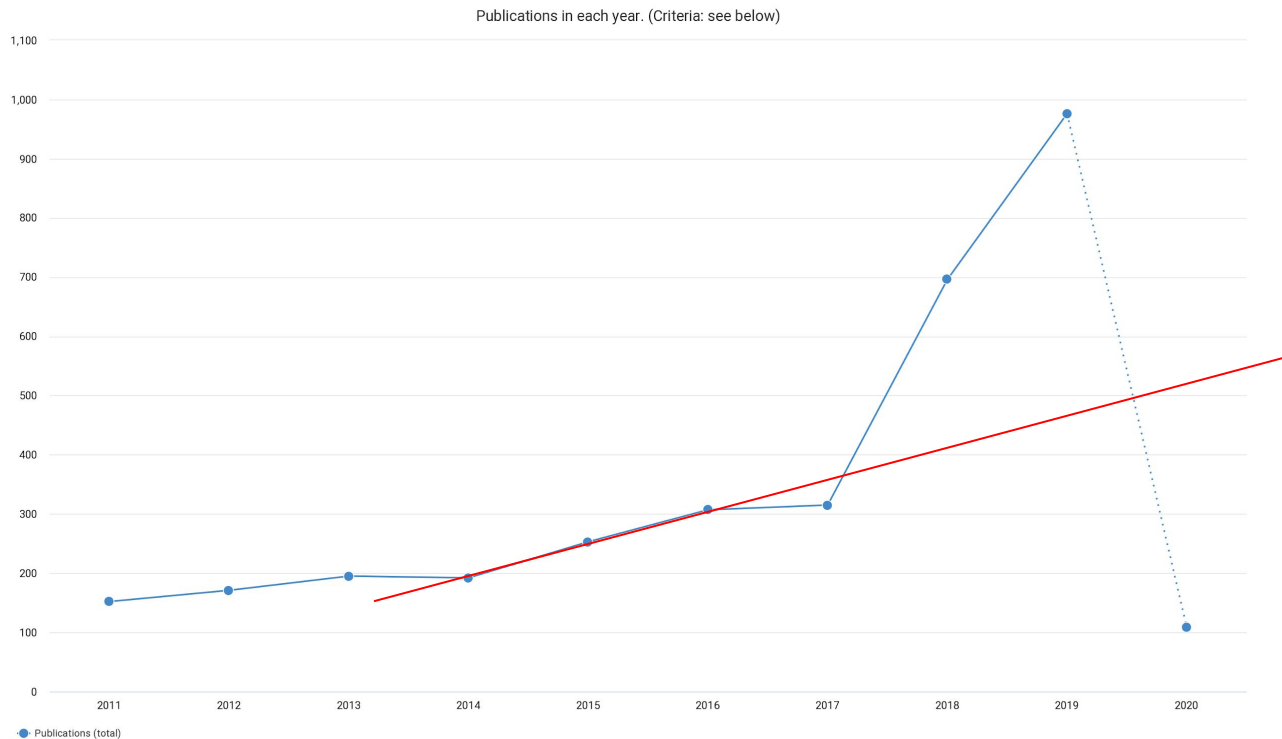
News, Altmetric and Sexual Harassment / metoo



ZOOM 1 week 1 month 3 months 6 months 1 year All time



Dimensions publications on s.h OR metoo



● Publications (total)

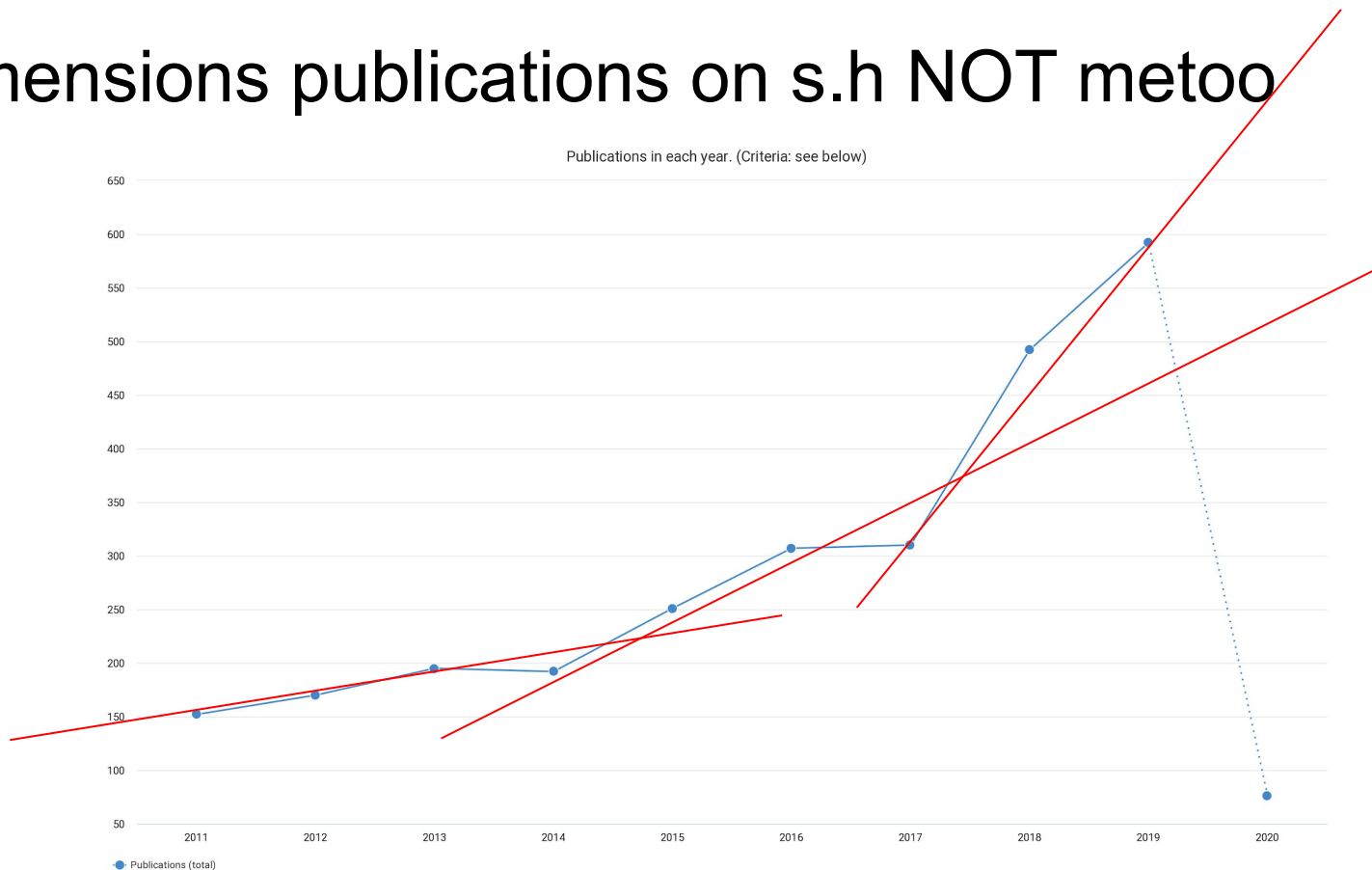
Source: <https://app.dimensions.ai>

Exported: February 11, 2020

Criteria: Text ~ "sexual harassment" OR metoo ' in title and abstract.

© 2019 Digital Science and Research Solutions Inc. All rights reserved. Non-commercial redistribution / external re-use of this work is permitted subject to appropriate acknowledgement. This work is sourced from Dimensions® at www.dimensions.ai.

Dimensions publications on s.h NOT metoo



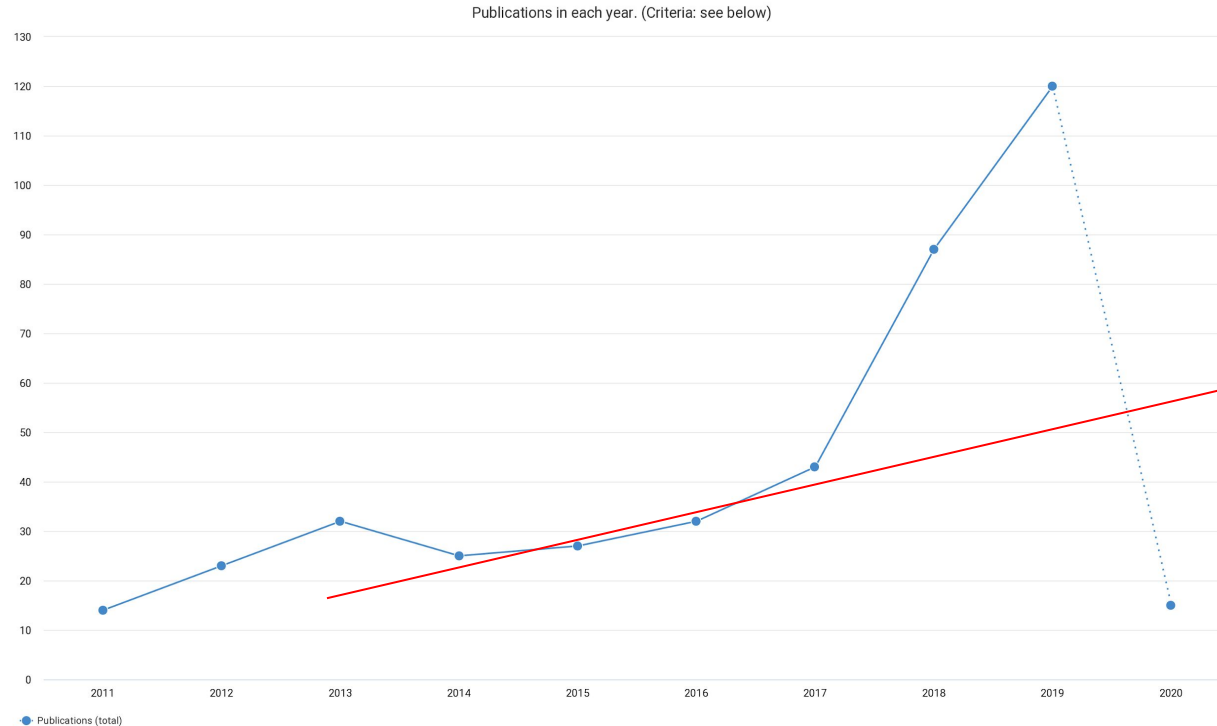
Source: <https://app.dimensions.ai>

Exported: February 11, 2020

Criteria: Text - "sexual harassment" NOT metoo ' in title and abstract.

© 2019 Digital Science and Research Solutions Inc. All rights reserved. Non-commercial redistribution / external re-use of this work is permitted subject to appropriate acknowledgement. This work is sourced from Dimensions® at www.dimensions.ai.

Dimensions books on s.h OR metoo

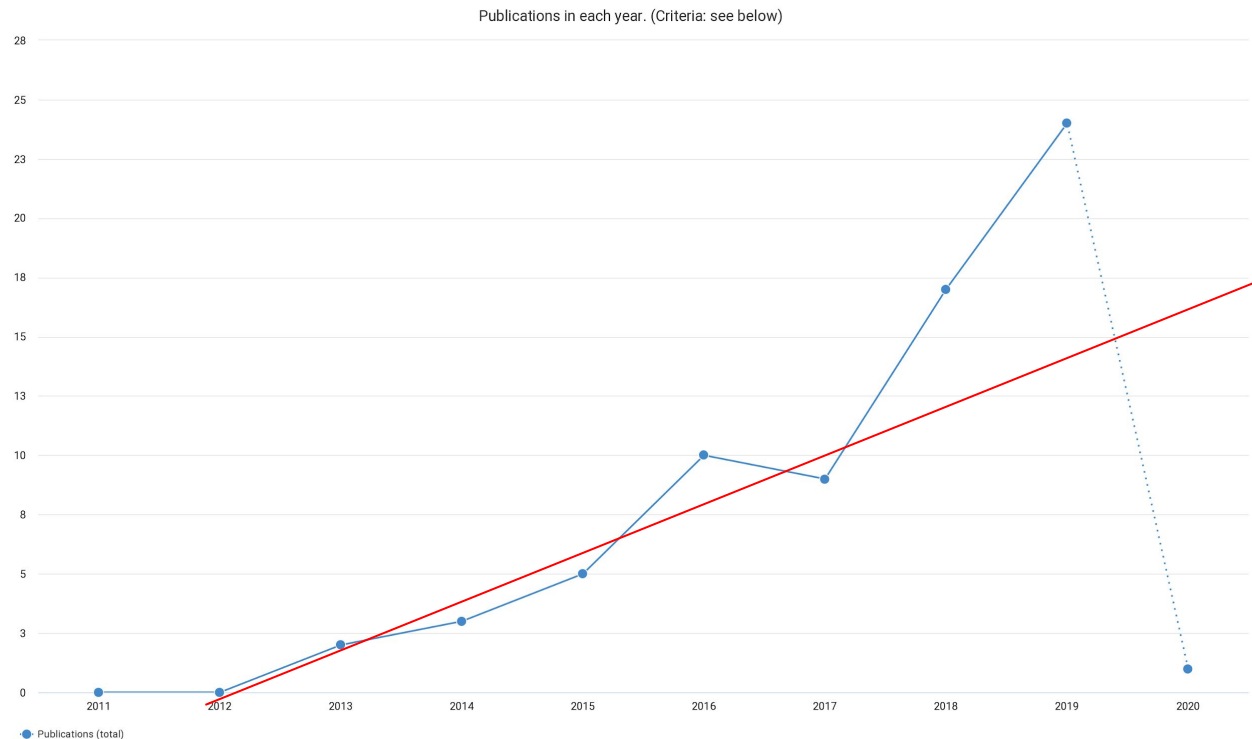


Source: <https://app.dimensions.ai>
Exported: February 11, 2020

Criteria: Text ~"sexual harassment" OR metoo * in title and abstract; Publication Type is Chapter or Monograph or Edited Book.

© 2019 Digital Science and Research Solutions Inc. All rights reserved. Non-commercial redistribution / external re-use of this work is permitted subject to appropriate acknowledgement. This work is sourced from Dimensions® at www.dimensions.ai.

Dimensions proceedings on s.h OR metoo



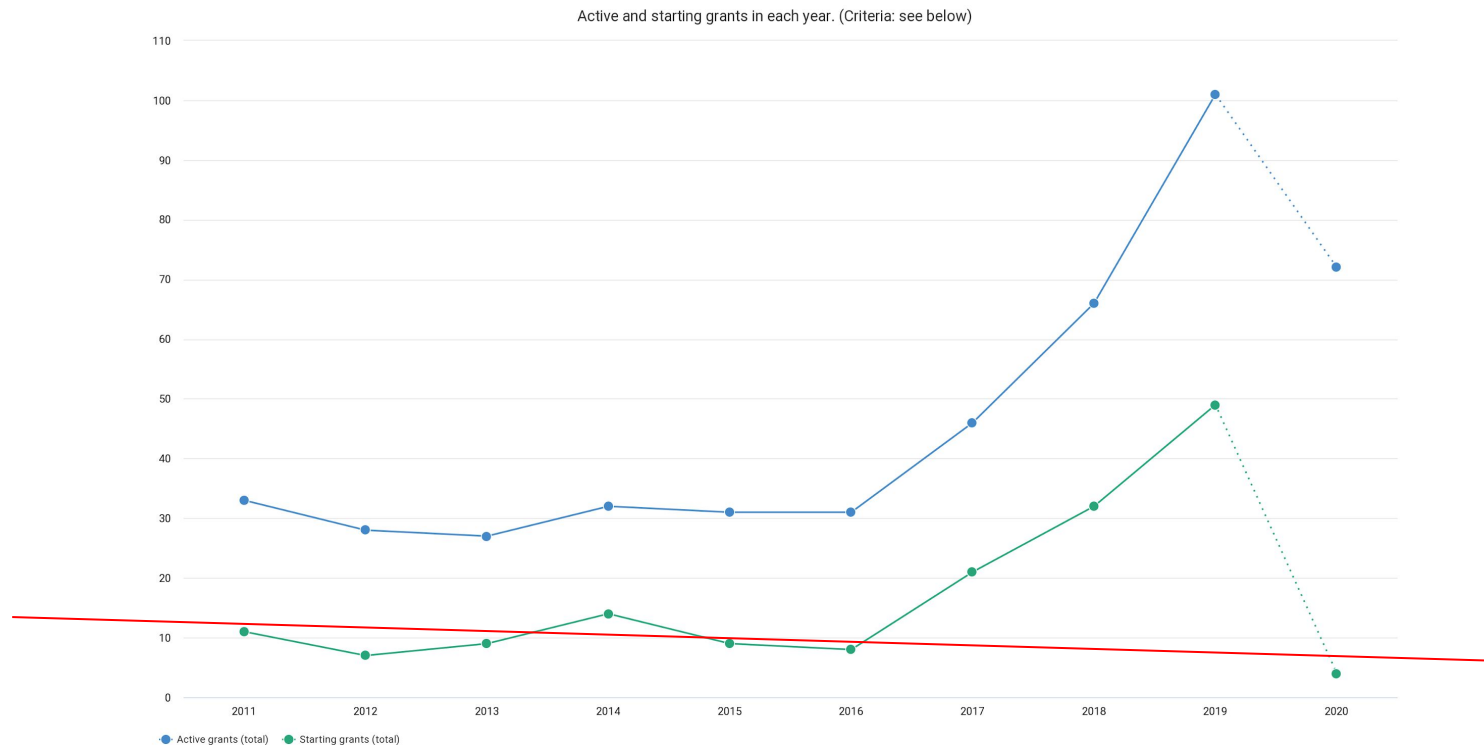
Source: <https://app.dimensions.ai>

Exported: February 11, 2020

Criteria: Text - "sexual harassment" OR metoo in title and abstract; Publication Type is Proceeding.

© 2019 Digital Science and Research Solutions Inc. All rights reserved. Non-commercial redistribution / external re-use of this work is permitted subject to appropriate acknowledgement. This work is sourced from Dimensions® at www.dimensions.ai.

Funding levels for s.h OR metoo (blue - active, green - starting)



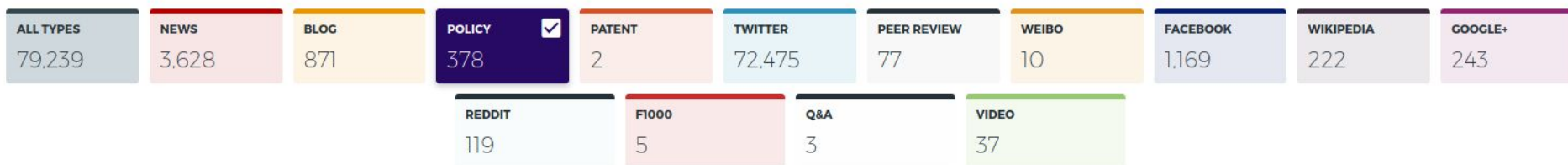
Source: <https://app.dimensions.ai>

Exported: February 11, 2020

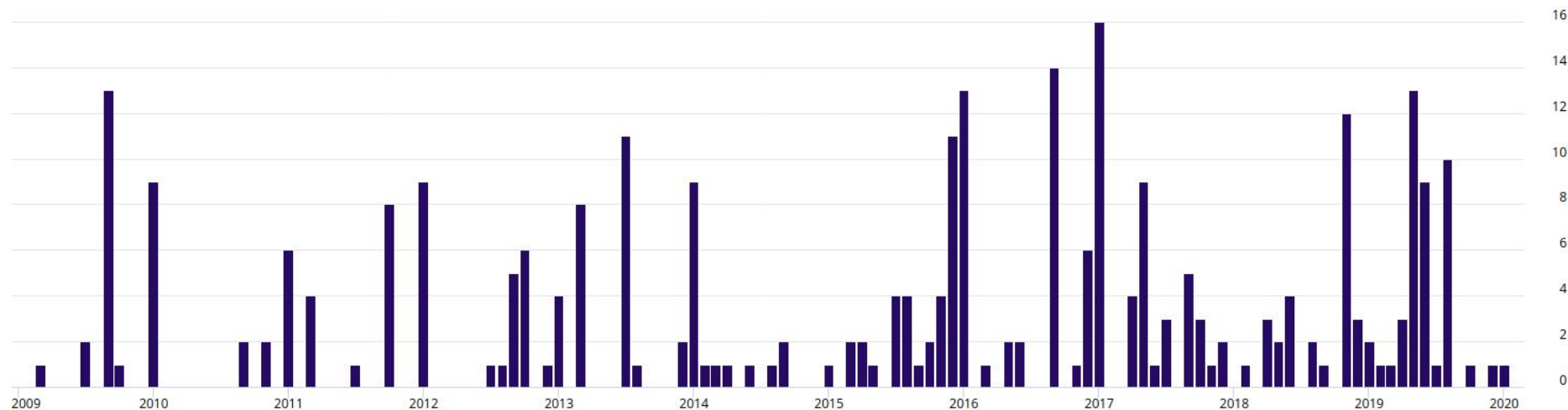
Criteria: Text - "sexual harassment" OR metoo ' in title and abstract.

© 2019 Digital Science and Research Solutions Inc. All rights reserved. Non-commercial redistribution / external re-use of this work is permitted subject to appropriate acknowledgement. This work is sourced from Dimensions® at www.dimensions.ai.

Policies, Altmetric and Sexual Harassment / metoo



ZOOM 1 week 1 month 3 months 6 months 1 year All time



Some policy bodies citing research



National Academies Press [↗](#)

Policy source | United States



International Labour Organization [↗](#)

Policy source | Switzerland

26

mentions



rijksoverheid.nl [↗](#)

Policy source | Netherlands



UK Government (GOV.UK) [↗](#)

Policy source | United Kingdom

21

mentions



World Health Organization [↗](#)

Policy source | Switzerland



The Publications Office of the European Union [↗](#)

Policy source | Luxembourg

10

mentions



Centers for Disease Control and Prevention (CDC) [↗](#)

Policy source | United States



World Bank [↗](#)

Policy source | United States

6

mentions

2018-05-28
12:00 AM UTC



Spotlight on sexual violence and harassment in commercial agriculture: Lower and middle income countries

Policy document published by **International Labour Organization**

Cites the following research outputs [\[show 5 more\]](#):



A Gendered Value Chain Approach to Codes of Conduct in African Horticulture

Article in World Development, September 2003



Universal Access to HIV Treatment in the Context of Vulnerability: Female Farm Workers in Zimbabwe

Article in Health Care for Women International, August 2013

2018-04-29
12:00 AM UTC



Women, business and the law 2018

Policy document published by **Analysis & Policy Observatory (APO)**

Cites the following research outputs [\[show 14 more\]](#):



The Economic Consequences of Family Policies: Lessons from a Century of Legislation in High-Income Countries

Article in Journal of Econ



The Economic and C

Article in Gender & Soci

2018-04-09
12:00 AM UTC



Sexual Harassment and Title VII: Selected Legal Issues

Policy document published by **Congressional Research Service**

Cites the following research output:



Science Suffers from Harassment

Article in Scientific American, February 2018

2018-04-01
12:00 AM UTC



Strengthening Canada's Research Capacity: The Gender Dimension

Policy document published by **Council of Canadian Academies (CCA)**

A few conclusions

- Regarding this research area: there is clear evidence that research - and discourse - about research started growing before 'Weinstein'; but that the #metoo phenomena provided valuable focus - and also a 'hook' for discourse.
- There is a suggestion of a 'state of readiness' - BUT - I can't find a single mention of 'metoo' (in this context) in research literature pre #metoo
- The idea of the linear model is unhelpful: the research lifecycle is considerably more complex.
- As well as 'funder initiative' and 'scientific breakthrough', social pressure, academic interest play a vital role in shaping research.
- The more we surface the lifecycle's data, the more we can understand the phenomena.

Gender and the Altmetric Top 100 2019



Dr Suze Kundu, Digital Science
@FunSizeSuze @digitalsci



<https://www.altmetric.com/blog/gender-balance-in-the-altmetric-top-100-2018/>

Gender Balance in the Altmetric Top 100 2019

- Methodology
- Comparison between 2018 and 2019
 - Overall gender balance
 - Gender balance and fields of research
 - Team size
 - First authorship
- Why we need representation in research
- Research culture and barriers to inclusion

Gender Balance in the Altmetric Top 100 2019: Methodology

Hélène Draux


Research Data Scientist

[CONTACT HÉLÈNE](#) ➔


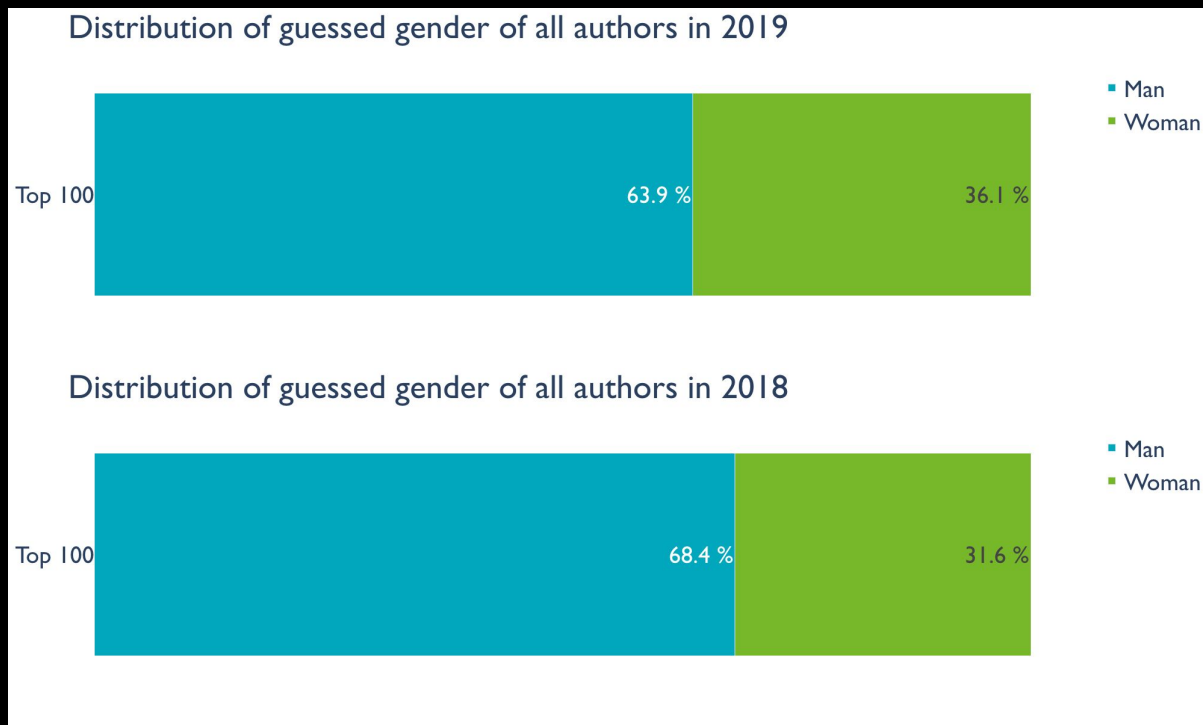
Before joining the Digital Science Consultancy team, Hélène worked both in Academia and the private sector as a computational social scientist. Her work included the development of Havfriluftsliv, a web-mapping participative platform to facilitate the participation of the public in Marine Spatial Planning in Denmark, and a web-mapping platform to facilitate discovery of places described in Trap, the Danish landscape encyclopedia.

Hélène obtained her PhD in social geography from the Cities Institute (London Metropolitan University). Her work was funded by SECOA, a EU 7th Framework project on the adaptation of coastal cities to sea-level rise, and her research focused on the inclusive participation of the general population in decisions about the future of open spaces in Portsmouth.

Hélène has worked on many consultancy projects. For the CWASU research institute, she worked on a project for the UK charity SOLACE, to map the evolution of abused women's social network over a two-year period. For S+G, a landscape architect company, she built a survey that incorporated a 2-week period of smartphone location/transportation tracking of students and staff on the campus of DTU, Denmark.




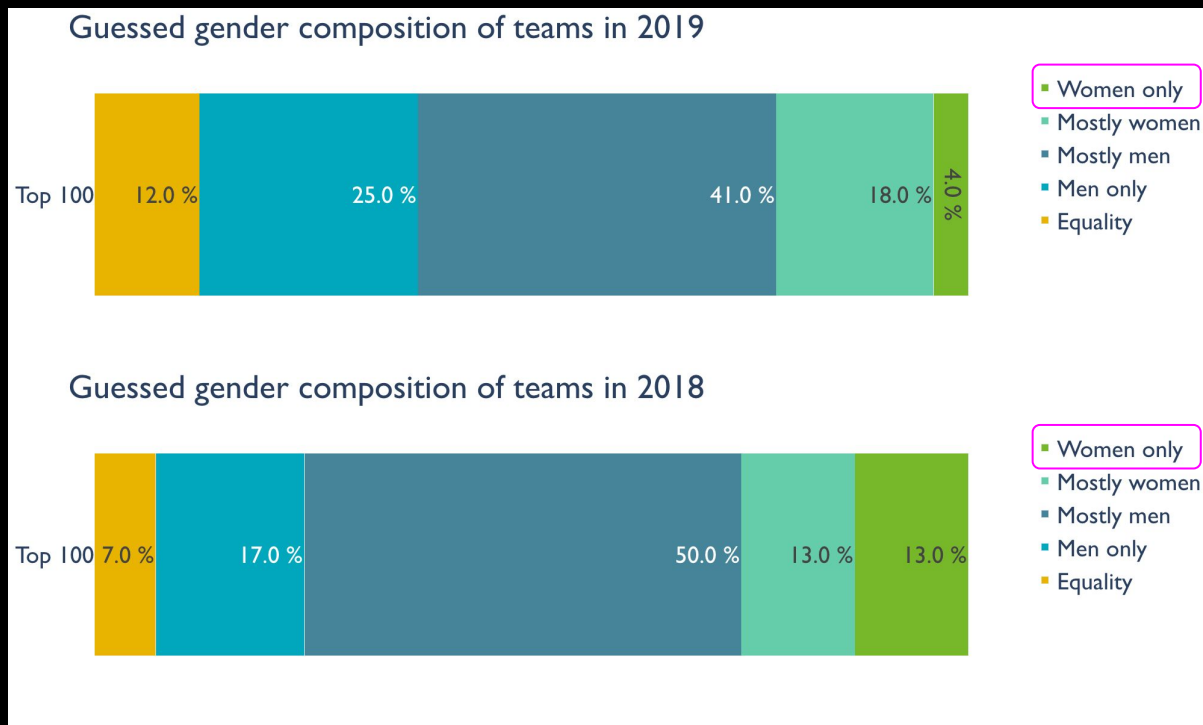
Gender Balance in the Altmetric Top 100 2019 vs 2018: overall gender balance




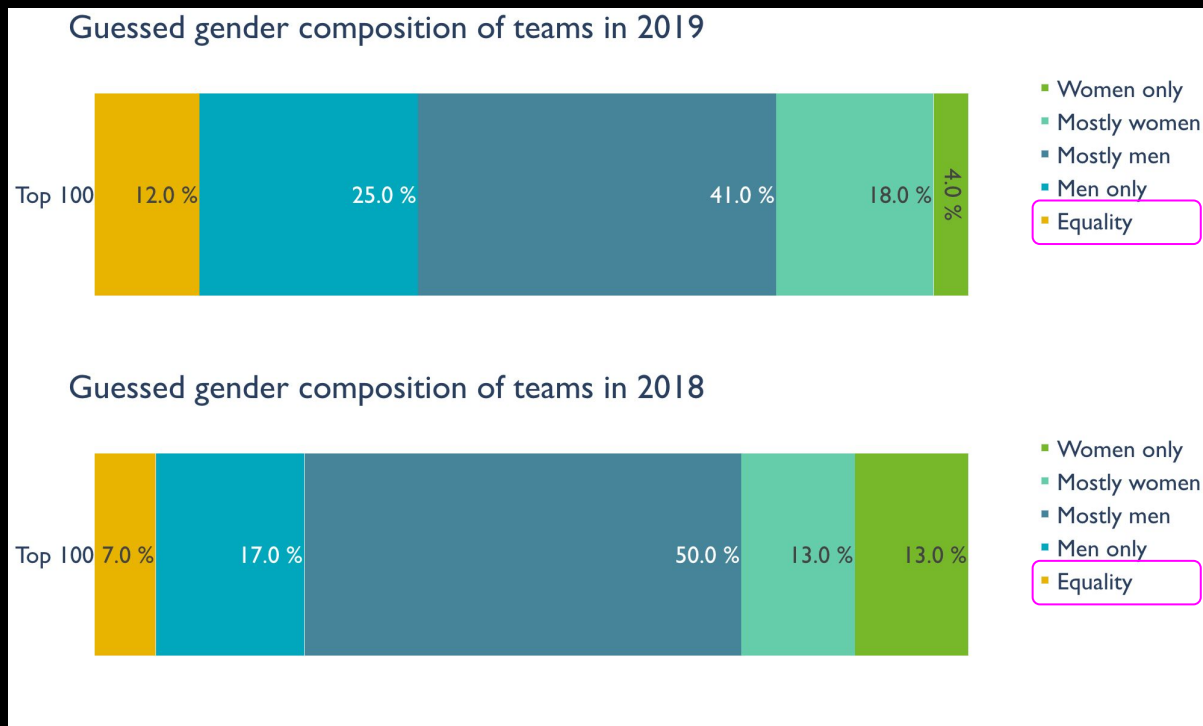
Gender Balance in the Altmetric Top 100 2019 vs 2018: overall gender balance




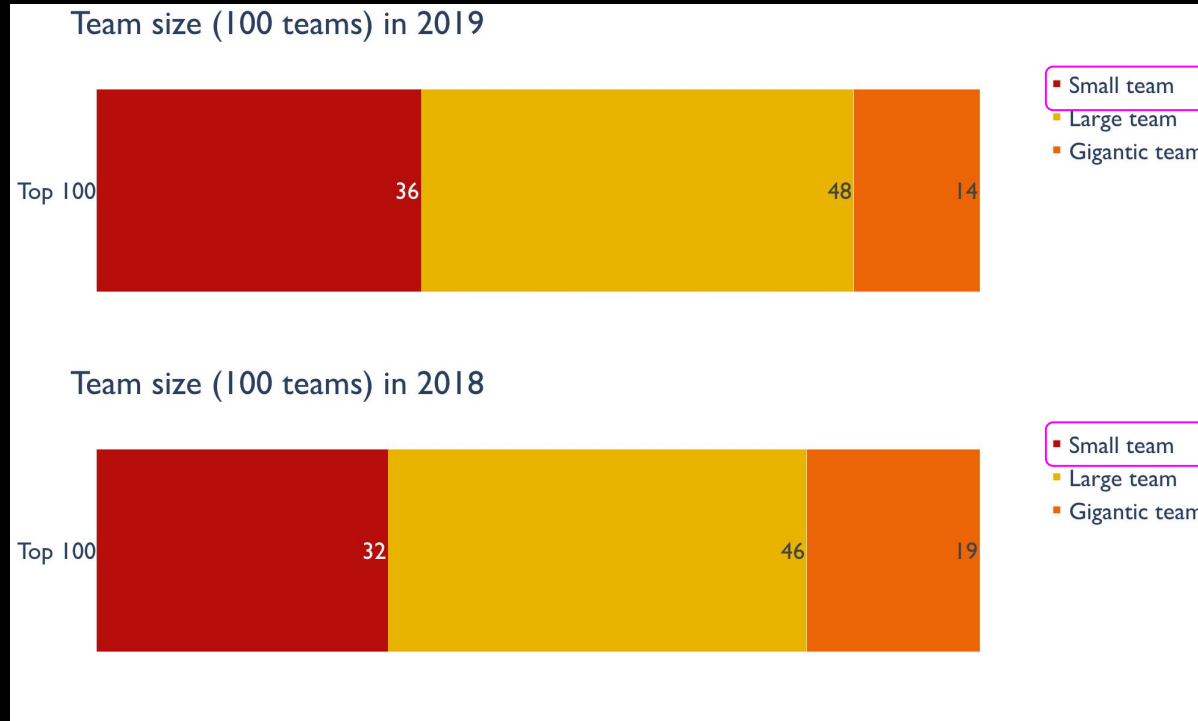
Gender Balance in the Altmetric Top 100 2019 vs 2018: fields of research




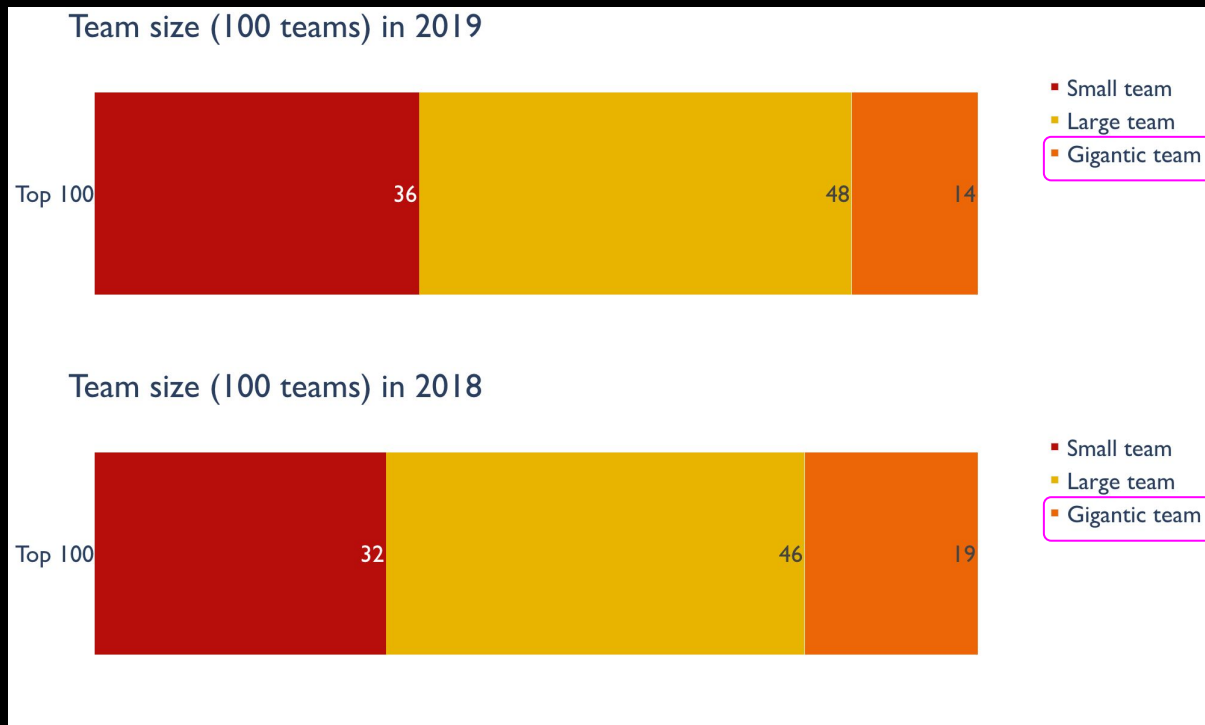
Gender Balance in the Altmetric Top 100 2019 vs 2018: fields of research



Gender Balance in the Altmetric Top 100 2019 vs 2018: team size



Gender Balance in the Altmetric Top 100 2019 vs 2018: team size



Publication - Article

A prospective study of tea drinking temperature and risk of esophageal squamous cell carcinoma

International Journal of Cancer, 146(1), 18-25, January 2020

<https://doi.org/10.1002/ijc.32220>

Authors

[Farhad Islami](#) - Tehran University of Medical Sciences; American Cancer Society

[Hossein Poustchi](#) - Tehran University of Medical Sciences

[Akram Pourshams](#) - Tehran University of Medical Sciences

[Masoud Khoshnia](#) - Tehran University of Medical Sciences; Golestan University of Medical Sciences

[Abdolsamad Gharavi](#) - Tehran University of Medical Sciences; Golestan University of Medical Sciences

[Farin Kamangar](#) - Tehran University of Medical Sciences; Morgan State University

[Sanford M Dawsey](#) - National Cancer Institute

[Christian C Abnet](#) - National Cancer Institute

[Paul Brennan](#) - International Agency For Research On Cancer

[Mahdi Sheikh](#) - Tehran University of Medical Sciences; International Agency For Research On Cancer

[Masoud Sotoudeh](#) - Tehran University of Medical Sciences

[Arash Nikmanesh](#) - Tehran University of Medical Sciences

[Shahin Merat](#) - Tehran University of Medical Sciences

[Arash Etemadi](#) - Tehran University of Medical Sciences; National Cancer Institute

[Siavosh Nasser Moghaddam](#) - Tehran University of Medical Sciences

[Paul D Pharoah](#) - University of Cambridge

[Bruce A Ponder](#) - Cancer Research UK Cambridge Institute

[Nicholas E Day](#) - University of Cambridge

[Ahmedin Jemal](#) - American Cancer Society

[Paolo Boffetta](#) - Icahn School of Medicine at Mount Sinai

[Reza Malekzadeh](#) - Tehran University of Medical Sciences

[18 less](#)

Abstract

Previous studies have reported an association between hot tea drinking and risk of esophageal cancer, but no study has examined this association using prospectively

and objectively measured tea drinking temperature. We examined the association of tea drinking temperature, measured both objectively and subjectively at study

 Open Access

 Add to Library

 Share

Export citation 



Publication metrics

[About](#)

Dimensions Badge



 12 Total citations
 12 Recent citations

 n/a Field Citation Ratio
 n/a Relative Citation Ratio

Altmetric



 News (292)
 Blogs (9)
 Twitter (287)
 Facebook (6)
 Reddit (3)
 Video (2)
 Mendeley (22)

Funded by

Cancer Research UK
National Cancer Institute

Research Categories

Gender Representation in UK Research Institutions (2012-2017)

The following gender analysis was produced using the [Dimensions](#) API as at (11th Jan 2019). The gender of author names were obtained using the python package [gender_guesser](#)

Select a University to view Gender Representation by Field of Research

Ealing Hospital

Medical and Health Sciences


17% 4% 58% 17%

Select a Field of Research to view Gender Representation by Institution

Technology

University College London	30%	8%	44%	13%
University of Glasgow	24%	8%	60%	6%
King's College London	22%	3%	47%	22%
Cardiff University	19%	3%	61%	16%
University of Edinburgh	19%	12%	53%	14%
University of Exeter	17%	4%	52%	17%
Imperial College London	16%	3%	47%	15%
Heriot-Watt University	15%	21%	37%	25%
University of Oxford	14%	8%	54%	20%
University of Strathclyde	14%	4%	64%	14%
Middlesex University	14%	9%	33%	33%
University of Manchester	13%	11%		
University of Warwick	13%	32%		
Brunel University London	12%	4%		
Newcastle University	11%	5%		
University of York	11%	31%		
Queen Mary University of London	10%	34%		
Swansea University	10%	25%	10%	10%
University of Surrey	9%	17%		

Gender Balance in the Altmetric Top 100 2019 vs 2018: fields of research




Digital Research Reports

Gender Representation in UK Research Institutions

An analysis of gender representation by field of research at UK institutions

Dr Helene Draux, Simon Porter, Ricarda Beck and Dr Suze Kundu
Foreword by James Greenwood-Lush and discussion by Dr Jessica Hamer

JANUARY 2019



Digital Research Reports

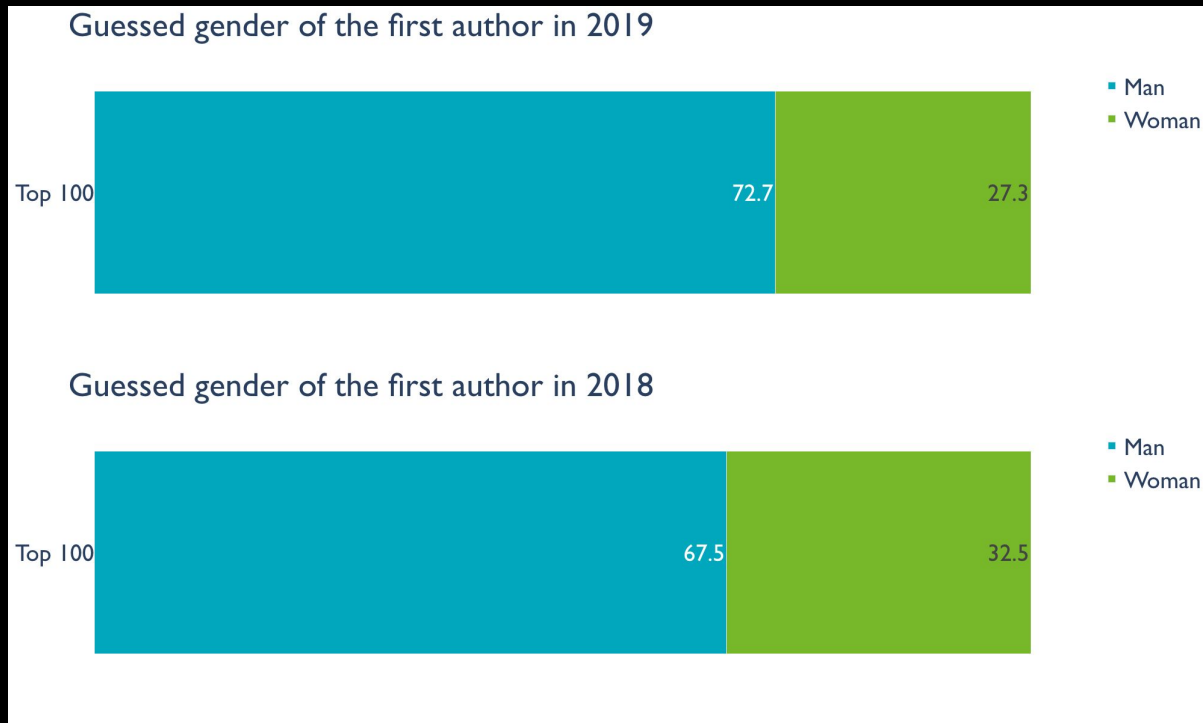
Gender Imbalance in Cancer Research Grants

An analysis of the number and value of grants awarded to male and female
cancer researchers in the UK over the last decade


Dr Hélène Draux
Foreword by Dr Suze Kundu

November 2018

Gender Balance in the Altmetric Top 100 2019 vs 2018: first authorship



Why we need representation in research



Why we need representation in research

Lack of diversity increases risk of tech product failures

Only four per cent of the UK tech industry is from BAME backgrounds



AI testing: Mark Martin of UKBlackTech says if people of colour are not considered, something serious could happen

Why we need representation in research



*You think the only people who are people,
Are the people who look and think like you.*

*But if you walk the footsteps of a stranger
You'll learn things you never knew, you never knew*


Why we need representation in research



Why we need representation in research



Research culture and barriers to inclusion





What Researchers Think About the Culture They Work In



2020

SHIFT
LEARNING



Browse

Search on figshare...



DATASET

Wellcome_Resear....xlsx (2.93 MB)



Some notes about....docx (21.79 kB)



DATASET

Survey Flowchart... .xlsx (86.63 MB)

Download all (89.58 MB)

This item is shared privately

What Researchers Think About the Culture They Work In: Quantitative Dataset

Dataset modified on 15.01.2020, 14:47

Here we present an anonymized version of the dataset that we collected in the quantitative phase of Wellcome's research on research culture. Additionally, we present a document detailing how the data was transformed to protect anonymity. We also present a flowchart that indicates how participants were guided to answer questions in the survey.

CATEGORIES

• Science Policy

KEYWORD(S)

Research culture

LICENCE



CC BY 4.0




RESEARCH ON RESEARCH INSTITUTE

Transformative research on research systems, cultures and decision-making

We're an open and independent initiative providing data, analysis
and intelligence on how to make research systems more strategic,
open, diverse and inclusive.

Research culture and barriers to inclusion



Gender and the Altmetric Top 100 2019

Dr Suze Kundu, Digital Science
@FunSizeSuze @digitalsci

Q&A



GENDER DIVERSITY AND ALTMETRICS



Find out more:



youtube.com/Altmetric



Altmetric.figshare.com



[@altmetric](https://twitter.com/altmetric)



Altmetric



[@Altmetric](https://facebook.com/Altmetric)



[@altmetric](https://instagram.com/altmetric)

Email: info@altmetric.com



Thank you!

