



# The value of books in the scholarly record

7 March 2019

# Our speaker



**Mike Taylor**

Head of Metrics Development

Dimensions | Altmetric

Self-confessed book nerd @harrison

*With thanks to colleagues in book publishing for their thoughts and feedback; and Dr Xin Xu @ Oxford for thoughtful contributions on the role of monographs*



# What I'll cover

- Using “migration studies”...
- The representation of books and chapters in the scholarly record, using both the free and subscribed version of Dimensions (<https://app.dimensions.ai>)
- The role that books play in the development of the field
- The way in which books contribute to society's understanding of a topic, and how we can identify influence using Altmetric (<https://www.altmetric.com>)





1

Trends in publishing:  
what can we learn about  
the role of books?

---

**FILTERS**

FAVORITES

> PUBLICATION YEAR  
 > RESEARCHER  
 > FIELDS OF RESEARCH

1604 Human Geography	23,463
1608 Sociology	4,863
1402 Applied Economics	3,342
1605 Policy and Administration	3,041
1603 Demography	1,229
2002 Cultural Studies	660
1606 Political Science	476
2103 Historical Studies	422
0502 Environmental Science and Mar	385
1117 Public Health and Health Service	302

[More](#)

> PUBLICATION TYPE

Article	19,093
Chapter	3,112
Monograph	975
Proceeding	272
Book	9
Preprint	2

> SOURCE TITLE  
 > JOURNAL LIST

**PUBLICATIONS** 23,463
 **GRANTS** 514
 **PATENTS** 1
 **CLINICAL TRIALS** 0
 **POLICY DOCUMENTS** 1,635

Sort by: Relevance

Title, Author(s), Bibliographic reference - [About the metrics](#)

[Urbanization and internal migration.](#)

1987, Population bulletin of the United Nations - Article

[Citations](#) 1
 [Add to Library](#)

[Population recovery in New Orleans after Hurricane Katrina: exploring the potential role of stage migration in migration systems](#)

Jack DeWaard, Katherine J. Curtis, Elizabeth Fussell

2016, Population and Environment - Article

[Citations](#) 8
 [Altmetric](#) 6
 [Open Access](#)
[Add to Library](#)

[Characteristics and economic implications of migration.](#)

G S Mehta

1991, Journal of Rural Development - Article

[Add to Library](#)

[Climate Vulnerability and Human Migration in Global Perspective](#)

Martina Grecequet, Jack DeWaard, Jessica J Hellmann, Guy J Abel

2017, Sustainability - Article

[Citations](#) 4
 [Altmetric](#) 119
 [View PDF](#)
[Add to Library](#)

[How is internal migration reshaping metropolitan populations in Latin America? A new method and new evidence](#)

Jorge Rodríguez-Vignoli, Francisco Rowe

2018, Population Studies - Article

[Altmetric](#) 14
 [Open Access](#)
[Add to Library](#)

[Rural-destined migration in Third World settings: a neglected phenomenon?](#)

**< ANALYTICAL VIEWS**

**FIELDS OF RESEARCH**

1604 Human Geography	23,463
1608 Sociology	4,863
1402 Applied Economics	3,342
1605 Policy and Administration	3,041
1603 Demography	1,229

**OVERVIEW**

RCR Mean **0.49** FCR Mean **1.88**

Publications

**RESEARCHERS**

Peter Nijkamp	47
Luca Salvati	35
Sako Musterd	32
Ron Johnston	29
Fulong Wu	27

FILTERS FAVORITES

> PUBLICATION YEAR

> RESEARCHER

✓ FIELDS OF RESEARCH

- 1604 Human Geography 23,463
- 1608 Sociology 4,863
- 1402 Applied Economics 3,342
- 1605 Policy and Administration 3,041
- 1603 Demography 1,229
- 2002 Cultural Studies 660
- 1606 Political Science 476
- 2103 Historical Studies 422
- 0502 Environmental Science and Mar 385
- 1117 Public Health and Health Service 302

More

✓ PUBLICATION TYPE

- Article 19,093
- Chapter 3,112
- Monograph 975
- Proceeding 272
- Book 9
- Preprint 2

> SOURCE TITLE

> JOURNAL LIST

> ANALYTICAL VIEWS | PUBLICATIONS

FIELDS OF RESEARCH

OVERVIEW

RESEARCHERS

SOURCE TITLES

Overview related to your search

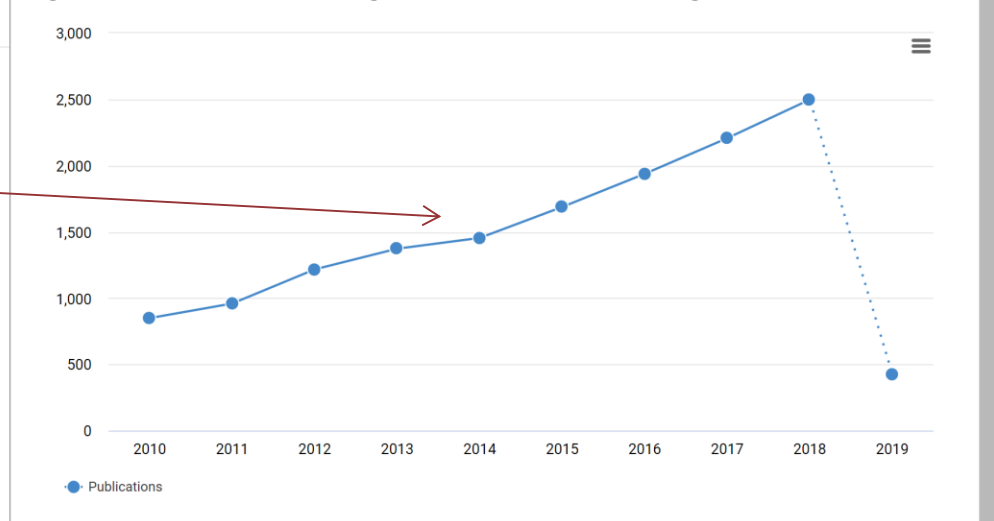
Publications metrics

Publications 23,463 Cited / Not cited (%) 73.9 / 26.1 RCR Mean 0.49

Citations 314,210 Citations per publication 13.39 FCR Mean 1.88

Chart | Table

Straight line



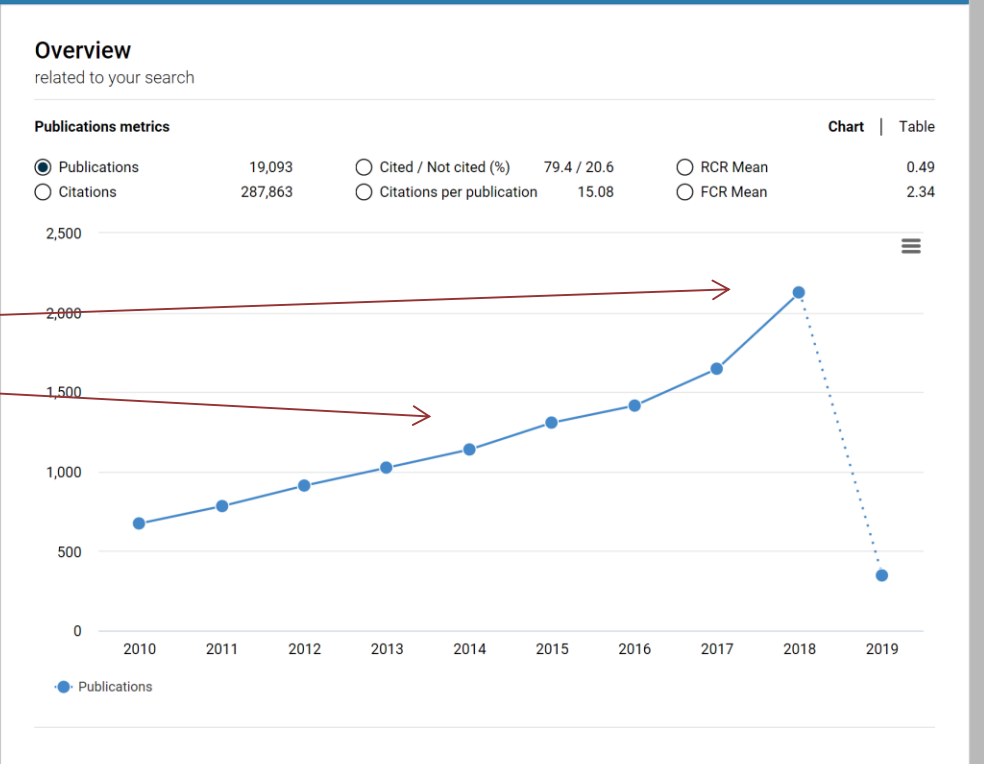
The lines plot the number of publications in each year

- FILTERS FAVORITES
- > PUBLICATION YEAR
- > RESEARCHER
- ✓ FIELDS OF RESEARCH
- 1604 Human Geography 19,093
  - 1608 Sociology 3,973
  - 1402 Applied Economics 2,699
  - 1605 Policy and Administration 2,416
  - 1603 Demography 1,033
  - 2002 Cultural Studies 479
  - 1606 Political Science 354
  - 0502 Environmental Science and Mar 307
  - 2103 Historical Studies 277
  - 1117 Public Health and Health Service 266
- [More](#)
- ✓ PUBLICATION TYPE
- Article 19,093
- > SOURCE TITLE
- > JOURNAL LIST
- > OPEN ACCESS

> ANALYTICAL VIEWS | PUBLICATIONS

- FIELDS OF RESEARCH
- OVERVIEW
- RESEARCHERS
- SOURCE TITLES

Research articles show a straight line, with a recent increase



FILTERS FAVORITES

> PUBLICATION YEAR

> RESEARCHER

> FIELDS OF RESEARCH

- 1604 Human Geography 3,112
- 1608 Sociology 594
- 1402 Applied Economics 501
- 1605 Policy and Administration 410
- 1603 Demography 164
- 2002 Cultural Studies 92
- 1606 Political Science 70
- 0502 Environmental Science and Management 63
- 2103 Historical Studies 62
- 1601 Anthropology 38
- [More](#)

> PUBLICATION TYPE

Chapter 3,112

> SOURCE TITLE

> JOURNAL LIST

> OPEN ACCESS

> ANALYTICAL VIEWS | PUBLICATIONS

FIELDS OF RESEARCH

OVERVIEW

RESEARCHERS

SOURCE TITLES

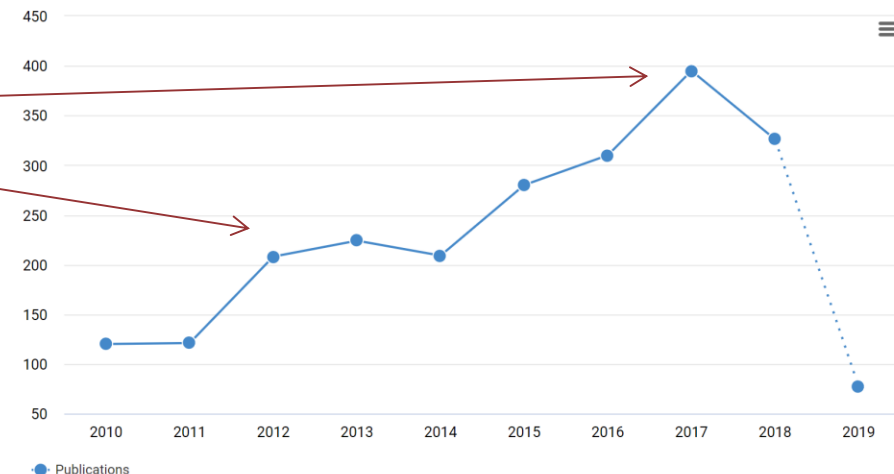
Chapters in collected works show two peaks, 2012 and 2017

Overview

related to your search

Publications metrics

Publications	3,112	Cited / Not cited (%)	44.7 / 55.3	RCR Mean	0.00
Citations	6,743	Citations per publication	2.17	FCR Mean	0.39



The lines plot the number of publications in each year



## FILTERS

## FAVORITES

### > PUBLICATION YEAR

### > RESEARCHER

### > FIELDS OF RESEARCH

- ☐ 1604 Human Geography 984
- ☐ 1608 Sociology 279
- ☐ 1605 Policy and Administration 197
- ☐ 1402 Applied Economics 120
- ☐ 2002 Cultural Studies 88
- ☐ 2103 Historical Studies 83
- ☐ 1606 Political Science 52
- ☐ 1603 Demography 26
- ☐ 1601 Anthropology 15
- ☐ 0502 Environmental Science and Management 13

[More](#)

### > PUBLICATION TYPE

- ☐ Monograph 975
- ☐ Book 9

### > SOURCE TITLE

### > JOURNAL LIST

### > OPEN ACCESS

## > ANALYTICAL VIEWS | PUBLICATIONS

### FIELDS OF RESEARCH

### OVERVIEW

### RESEARCHERS

### SOURCE TITLES

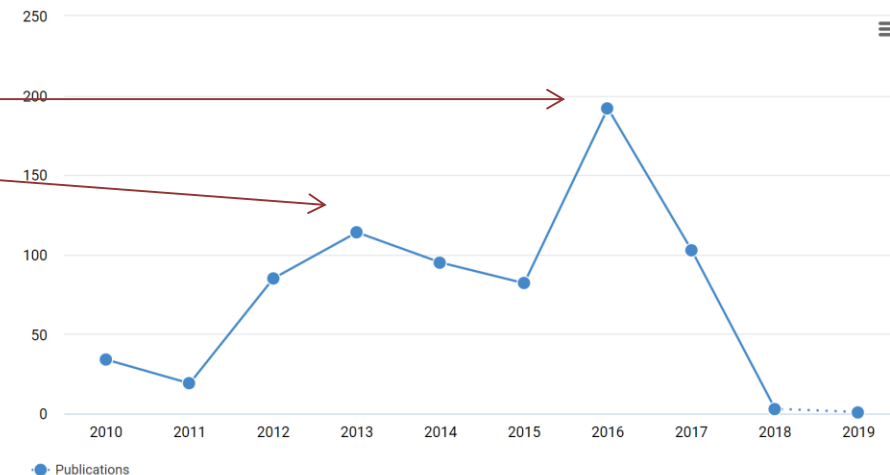
## Overview

related to your search

### Publications metrics

<input checked="" type="radio"/> Publications	984	<input type="radio"/> Cited / Not cited (%)	73.9 / 26.1	<input type="radio"/> RCR Mean	0.00
<input type="radio"/> Citations	19,086	<input type="radio"/> Citations per publication	19.40	<input type="radio"/> FCR Mean	1.80

Chart | Table



The lines plot the number of publications in each year

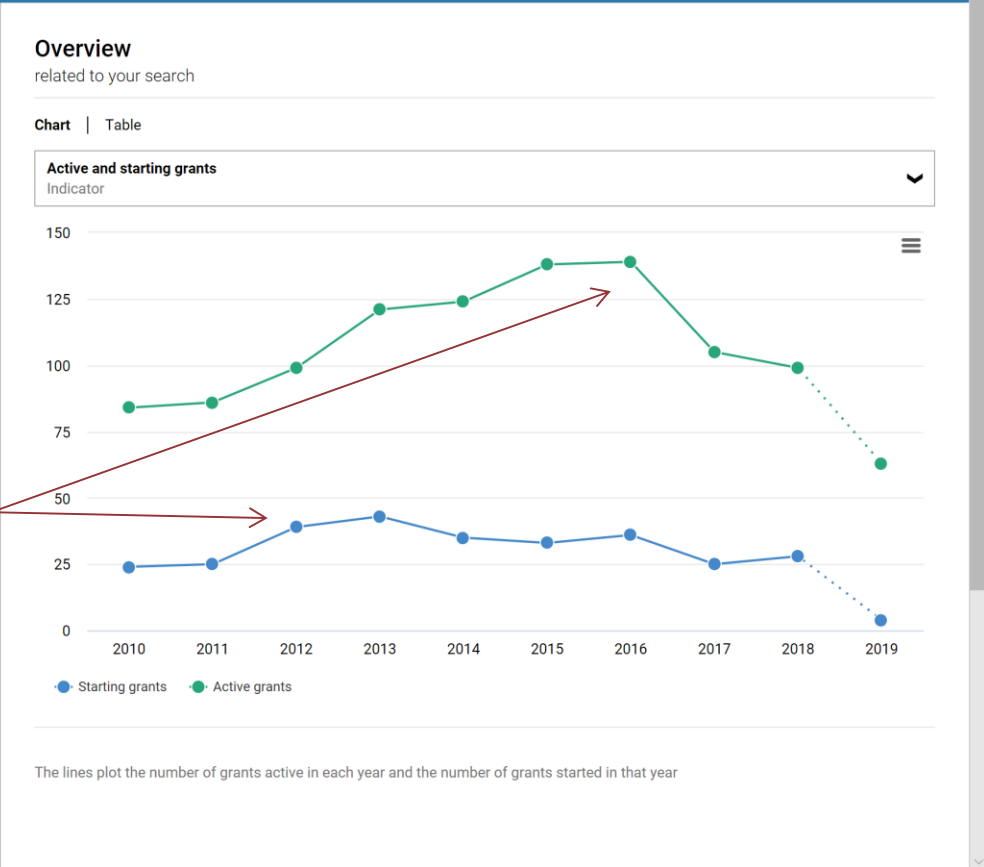
Monographs show two peaks, 2012-13 and 2016

- FILTERS** FAVORITES
- MY GROUPS
  - START YEAR
  - ACTIVE YEAR
  - RESEARCHER
  - FUNDER
  - FUNDER GROUP
  - COUNTRY OF FUNDER
  - RESEARCH ORGANIZATION
  - LOCATION - RESEARCH ORGANIZAT...
  - RESEARCH CATEGORIES
    - SHARED CATEGORIES
  - MY CATEGORIES
  - FIELDS OF RESEARCH
    - 1604 Human Geography 514
    - 1608 Sociology 285
    - 1603 Demography 180
    - 1605 Policy and Administration 119
    - 1402 Applied Economics 102
    - 1601 Anthropology 53
    - 2002 Cultural Studies 52
    - 1606 Political Science 26

ANALYTICAL VIEWS | GRANTS

- RESEARCH CATEGORIES
- OVERVIEW**
- RESEARCHERS
- FUNDERS
- RESEARCH ORGANIZATIONS
- PLACES
- COMPARE

Starting grants peak in 2012-13, plateau in 2015-16; but the *active* grants peak in 2015-16



FILTERS FAVORITES

- MY GROUPS
- PUBLICATION YEAR
- PUBLISHING ORGANIZATION
- LOCATION - PUBLISHING ORGANIZ...

RESEARCH CATEGORIES

- FIELDS OF RESEARCH
  - 1604 Human Geography 1,635
  - 1605 Policy and Administration 1,284
  - 1402 Applied Economics 1,168
  - 1608 Sociology 1,078
  - 1603 Demography 309
  - 1503 Business and Management 269
  - 1403 Econometrics 214
  - 1117 Public Health and Health Ser 189
  - 0502 Environmental Science and H 170
  - 1606 Political Science 97

More

- RESEARCH, CONDITION, AND DIS...
- HEALTH CATEGORY (HRCS)
- RESEARCH ACTIVITY CODES (HR...

BROAD RESEARCH AREAS

HEALTH RESEARCH AREAS

ANALYTICAL VIEWS | POLICY DOCUMENTS

RESEARCH CATEGORIES

OVERVIEW

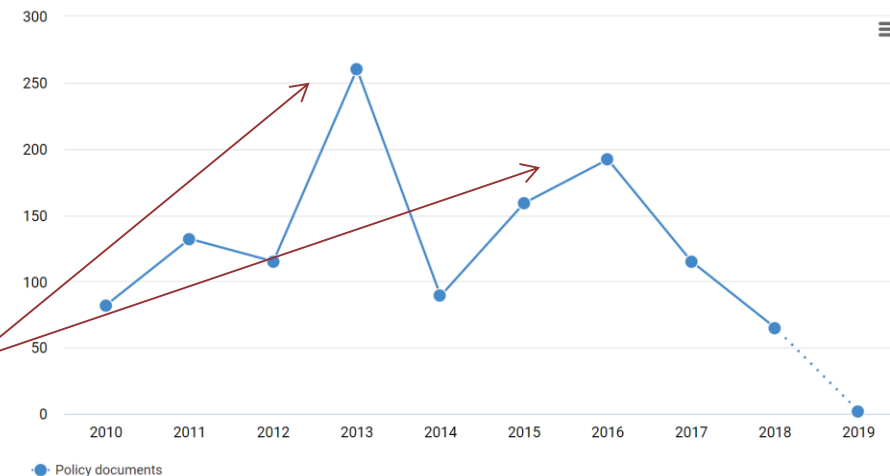
PUBLISHING ORGANIZATIONS

Policy documents peak in 2013, 2015-16

Overview

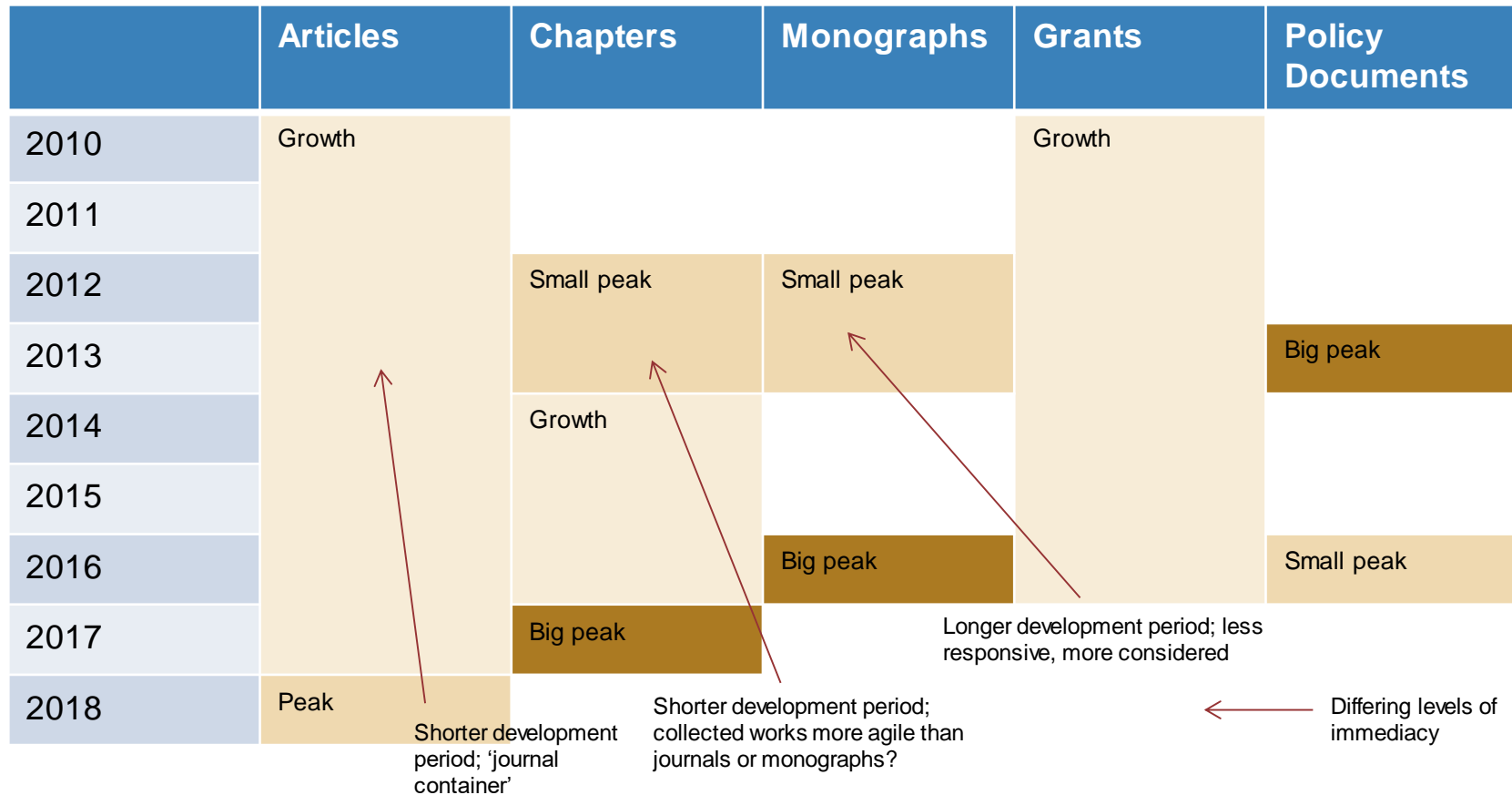
related to your search

Chart | Table



The lines plot the number of policy documents in each year

# A timeline for 'migration studies'



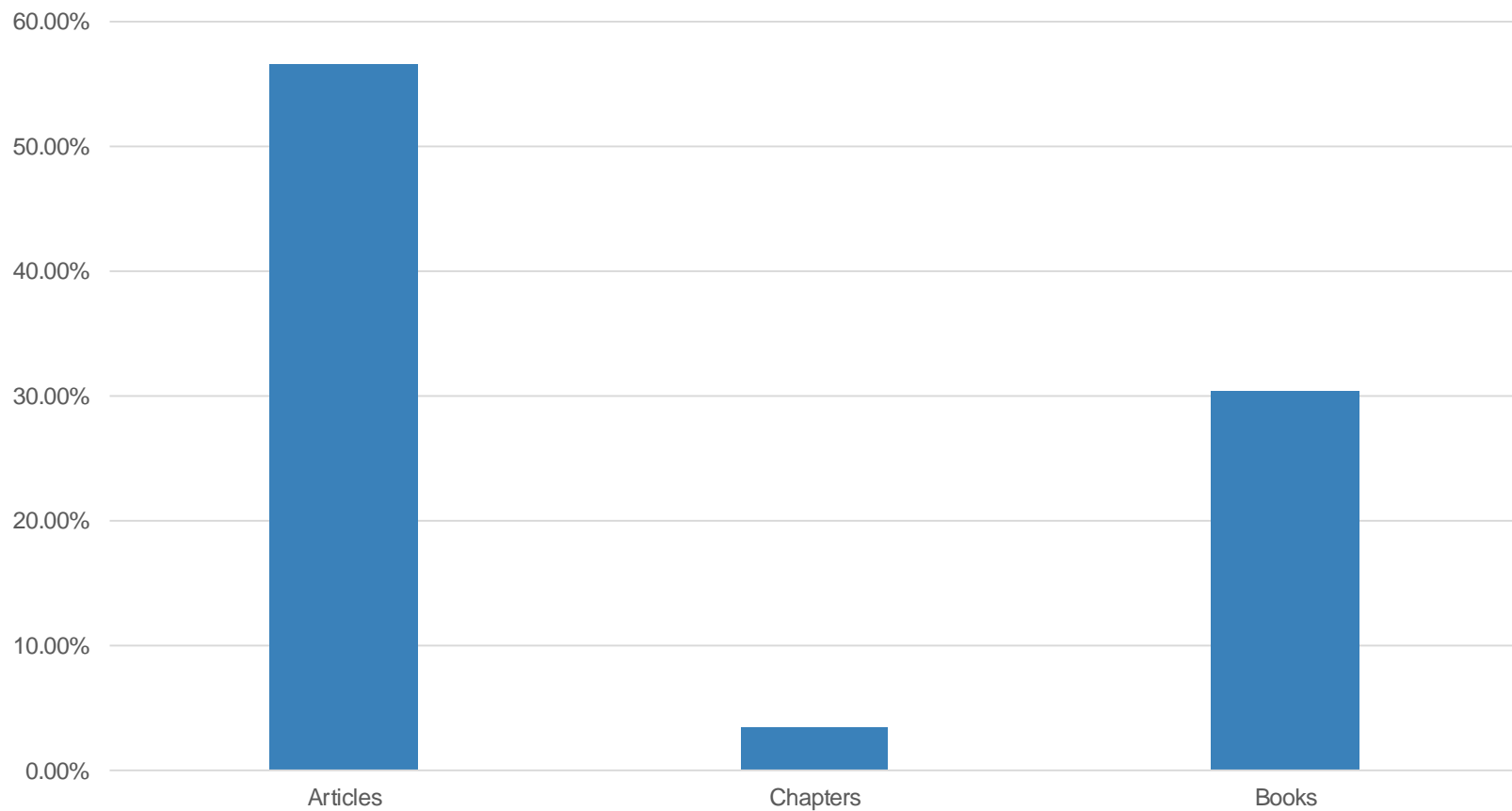


2

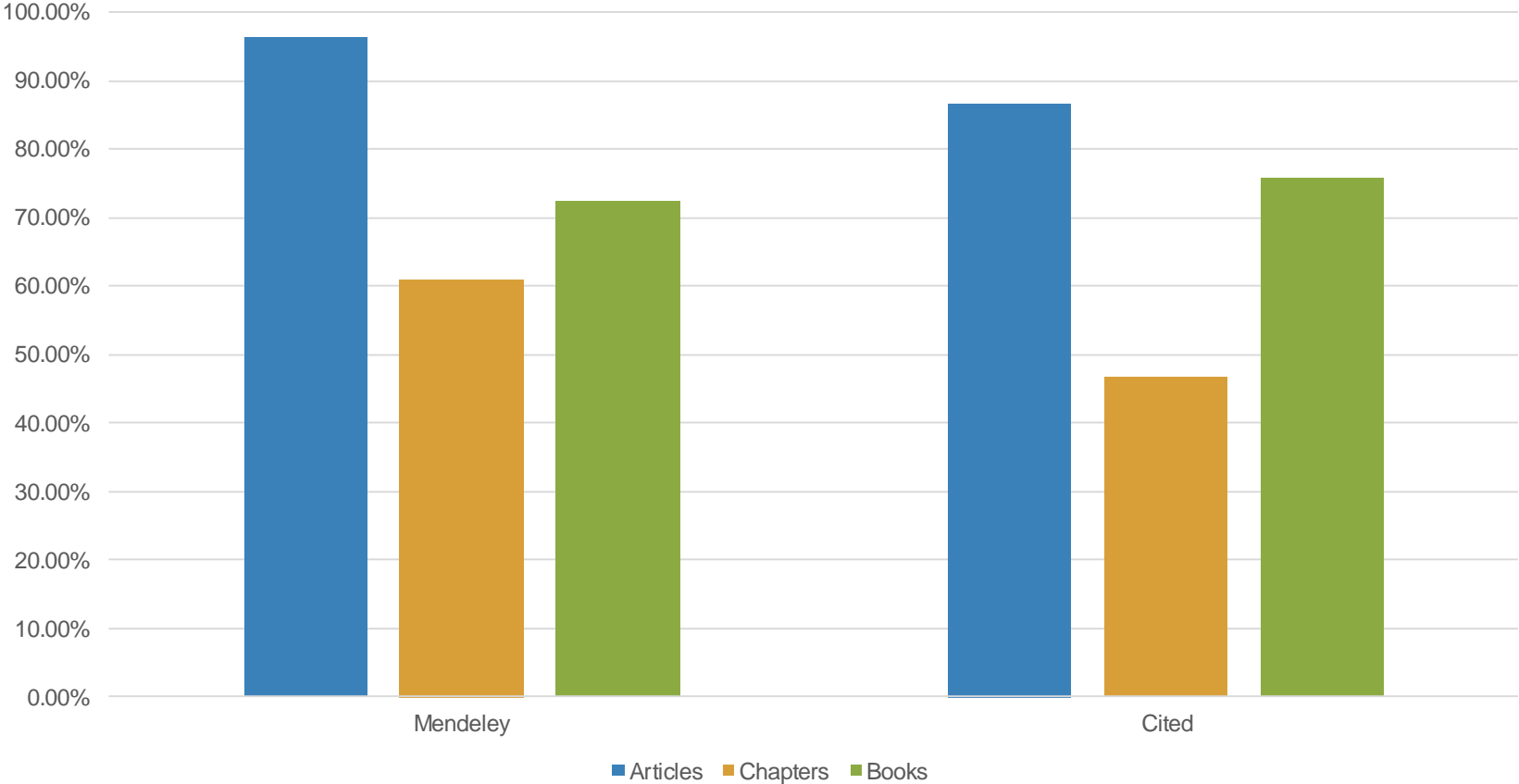
What does Altmetric say  
about the broader  
impact of books?

---

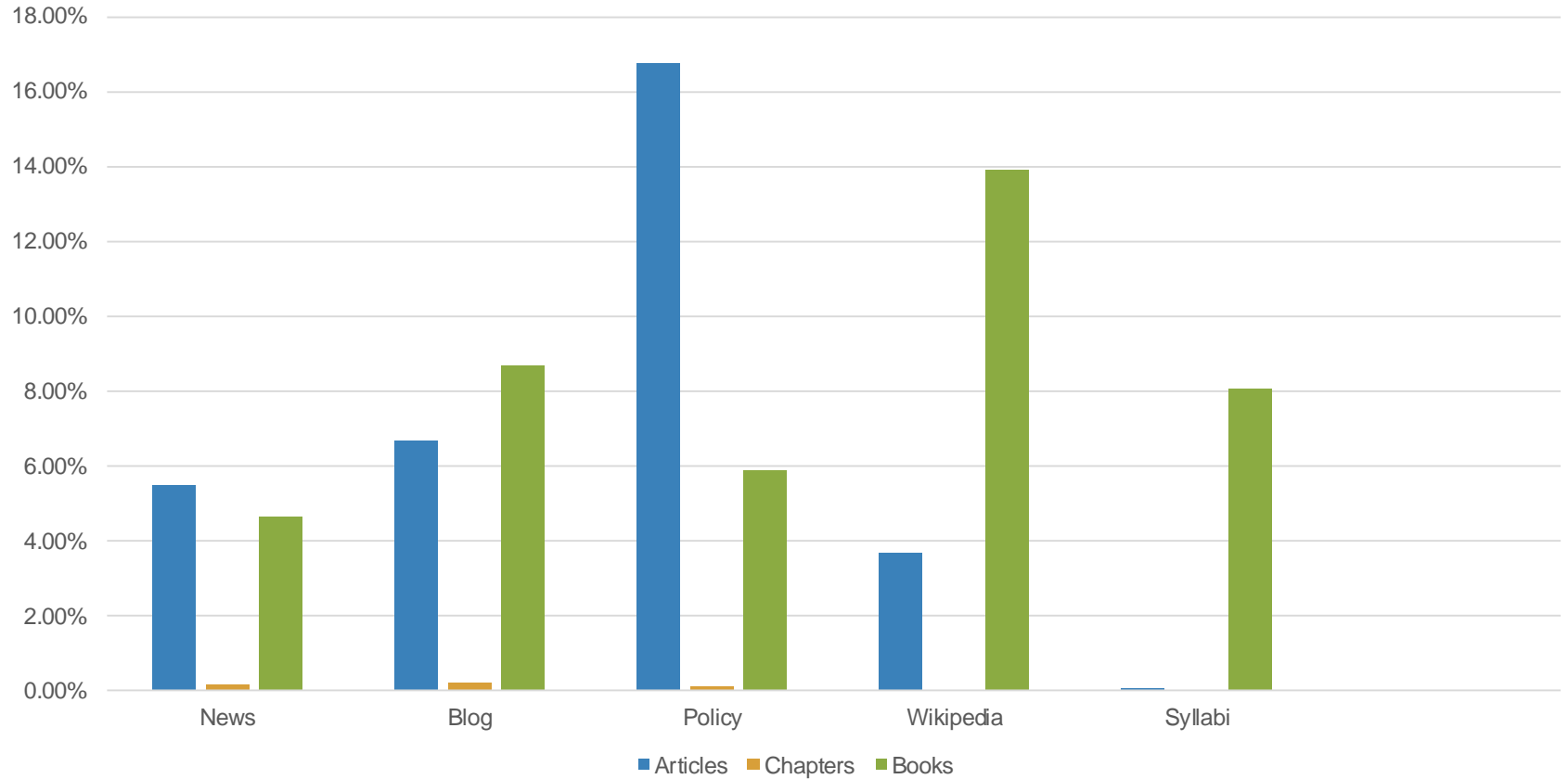
## “Migration Studies” – Twitter (a cautionary tale!)



“Migration Studies” - Academic Impact

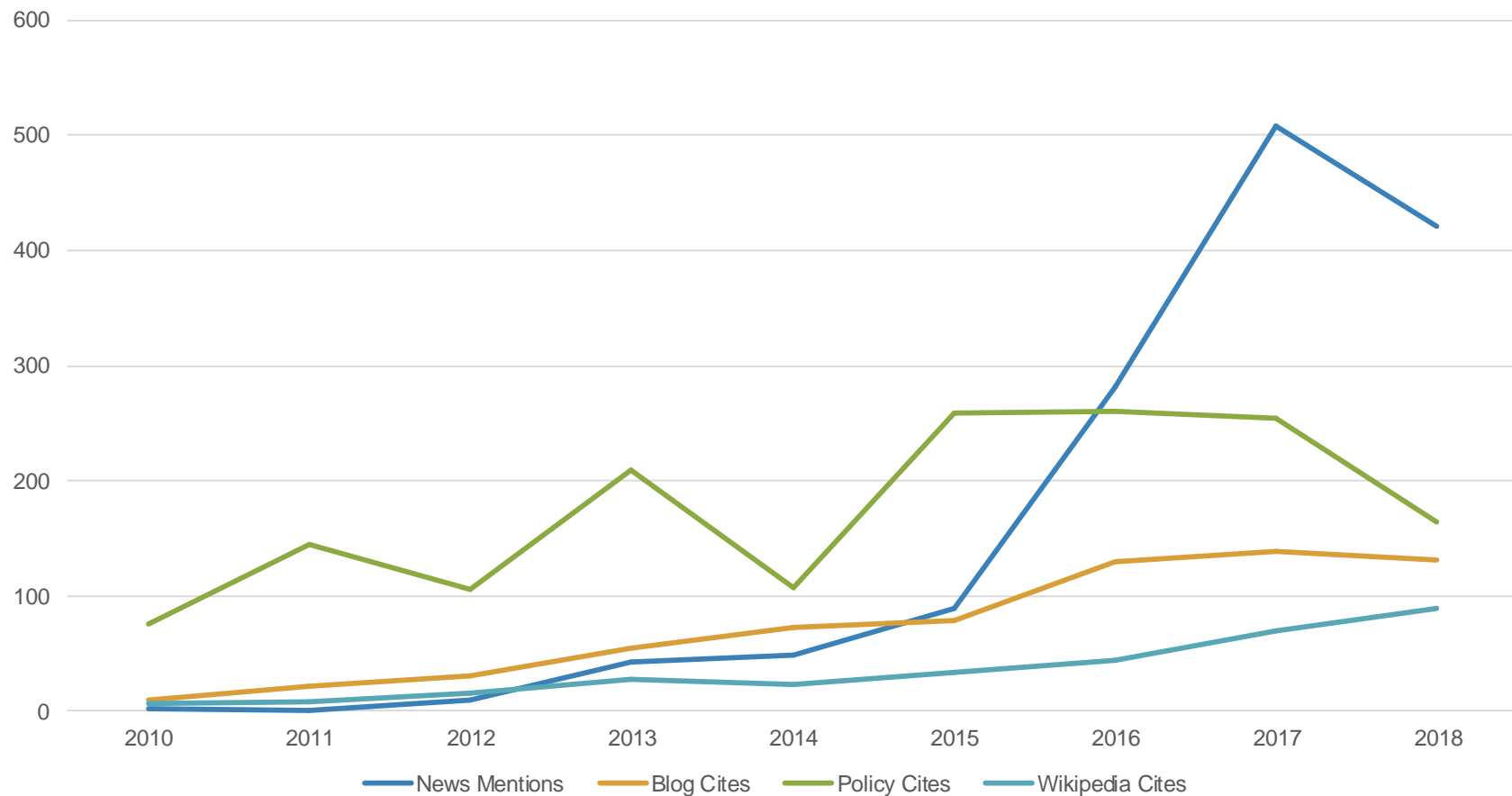


## “Migration Studies” - Broader Impact

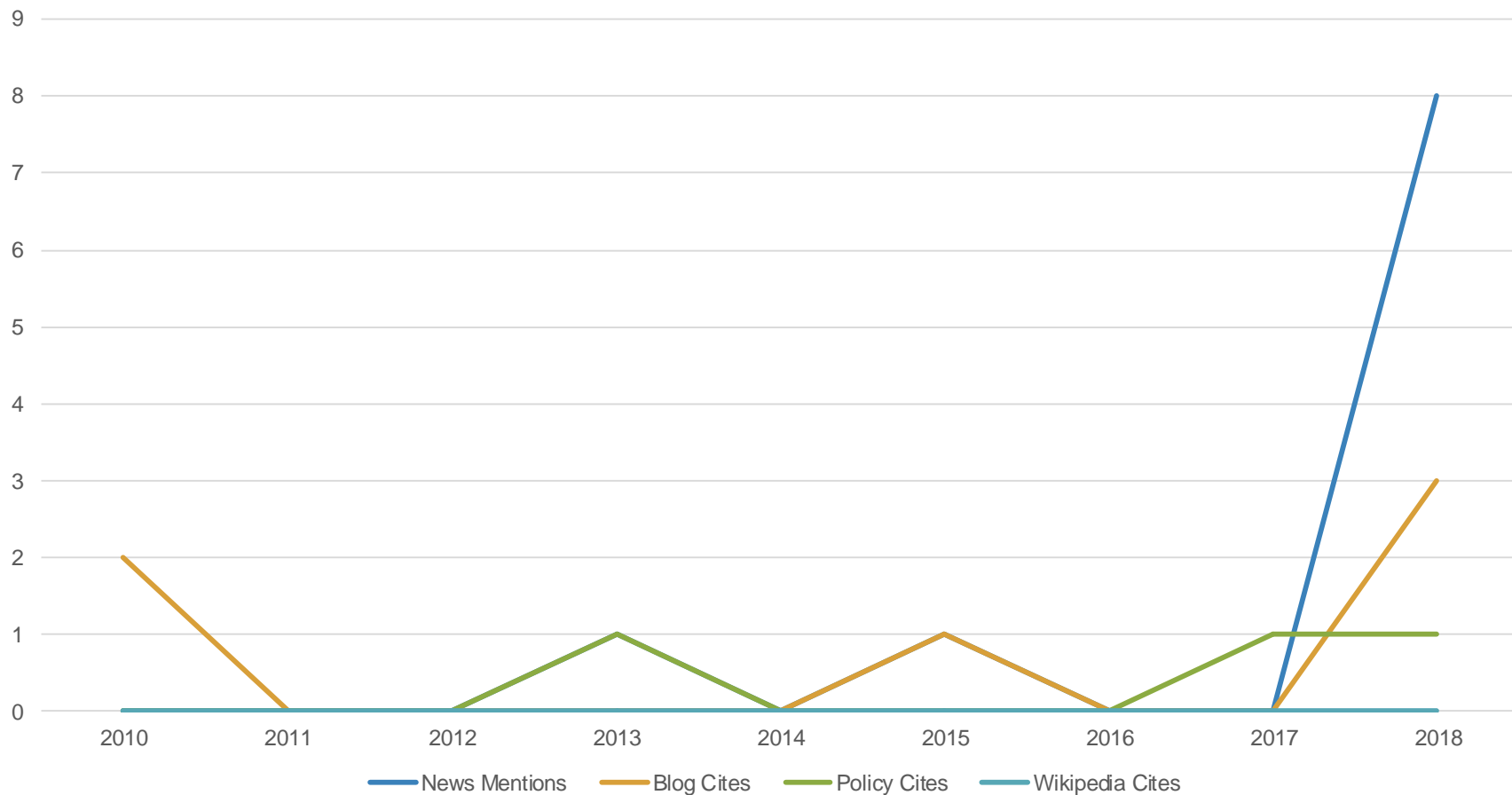




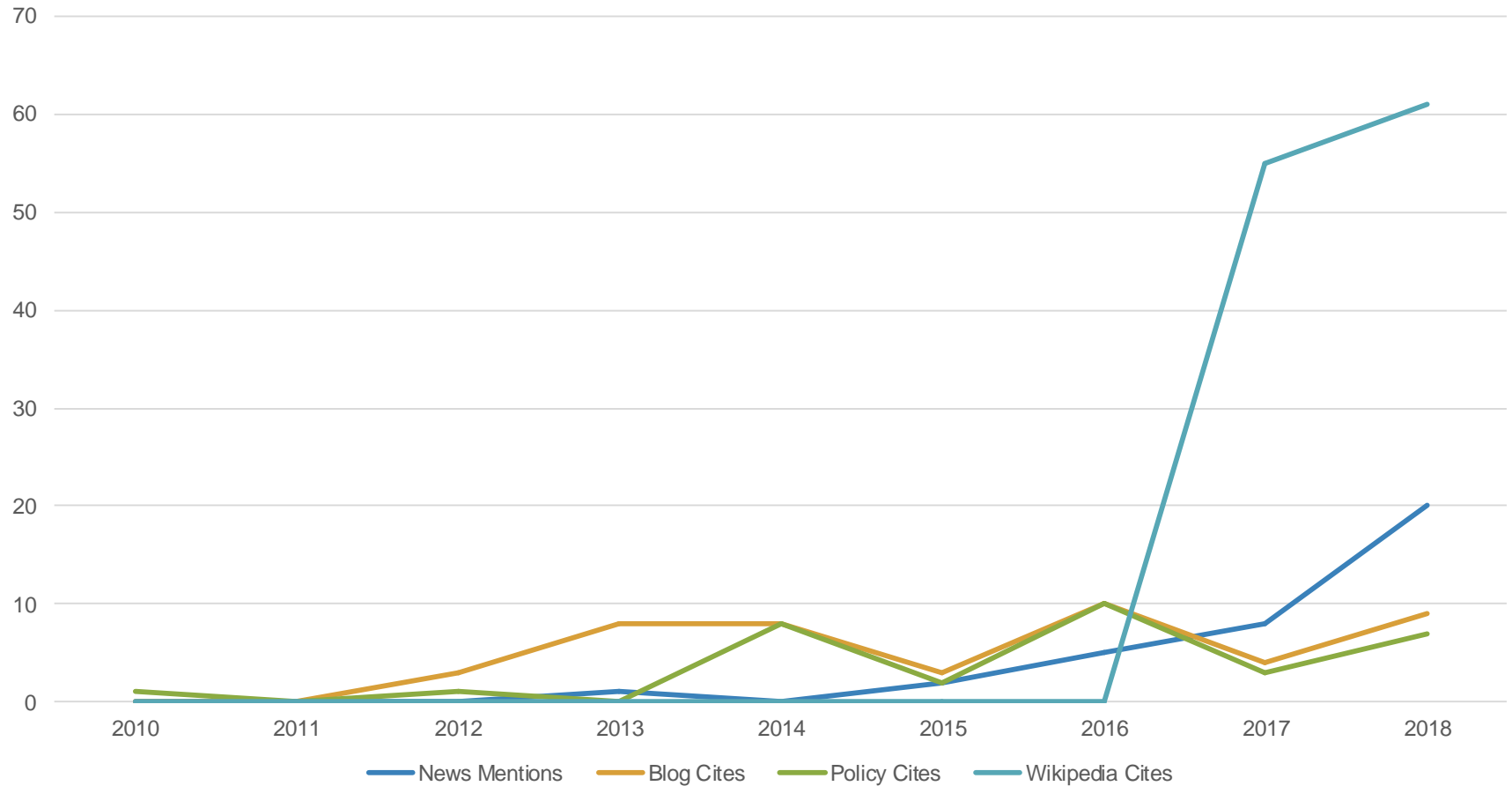
## Altmetric Trends for Articles - "Migration Studies"



## Altmetric Trends for Chapters - "Migration Studies"



## Altmetric Trends for Monographs - "Migration Studies"



# A timeline for 'migration studies'

	Articles	Chapters	Mono-graphs	Grants	Policy Documents	Article Altmetrics	Chapter Altmetrics	Monograph Altmetrics
2010	Growth			Growth				
2011								
2012		Small peak	Small peak					Twitter
2013					Big peak	Policy cites	Twitter	Blog, Twitter
2014		Growth						Policy cites, Blog, Twitter
2015						Policy cites		
2016			Big peak		Small peak	Policy cites		Policy cites, Blog, Twitter
2017		Big peak				Policy cites, News, Twitter	News, Blogs, Twitter	Wikipedia cites, News, Twitter
2018	Peak					Twitter	Twitter	Wikipedia cites, Twitter



## Some conclusions

# About the scholarly record and “migration studies”

- ▷ The picture given by article publication data and article citations is relatively unnuanced
- ▷ There patterns of interaction between monographs, chapters, policy documents and citations and articles that reveal some of the underlying trends and dynamics in scholarly work
- ▷ That monographs are being disproportionately influential in channels that shape societal opinion – Wikipedia, education, news and blogs
- ▷ Peaks in chapter, policy, monograph production may be leading indicators

# General conclusions

- ▷ Book publishers need to be more sophisticated when using data and altmetrics
- ▷ The evidence trail is nuanced and of high-quality
- ▷ Topic-based analysis is highly productive – in the course of this presentation, I found rich trends in the following subjects:
  - Forensic genomics; autonomous driving; post-truth politics; planetary geology; prion disease; vegan nutrition and diet; medicine and virtual reality / augmented reality
- ▷ Don't just “weigh the citations” – feel the quality!
- ▷ A monograph is a multi-year effort: a thoughtful and nuanced piece of scholarship that can have decades of influence, far beyond academic citation.
- ▷ An edited volume can be more agile than a journal, can explore new areas and approaches.

## A final *cri de coeur*...

- ▷ Books deserve better metadata
- ▷ There are between 5 and 10 million scholarly books; only 1M have DOIs and easily available metadata
- ▷ People say “books aren’t cited”, but the truth is that without identifiers and metadata, we don’t know if that’s true or not
- ▷ Abstracts, chapter-level metadata, reference lists – all add power to those of us who love books