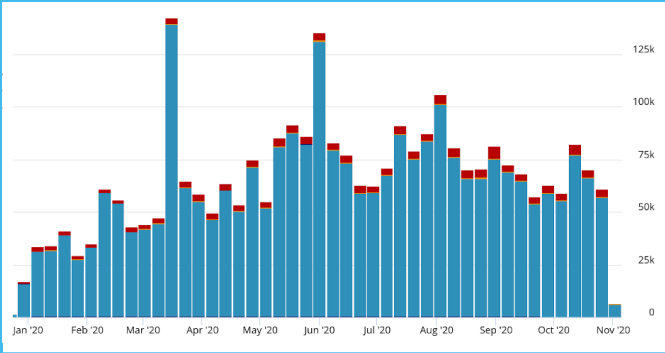


Insights into online attention



FOR RESEARCH PUBLISHED IN 2020 IN THE FIELD OF MEDICAL AND HEALTH SCIENCES BY INSTITUTIONS WITH A CTSA HUB

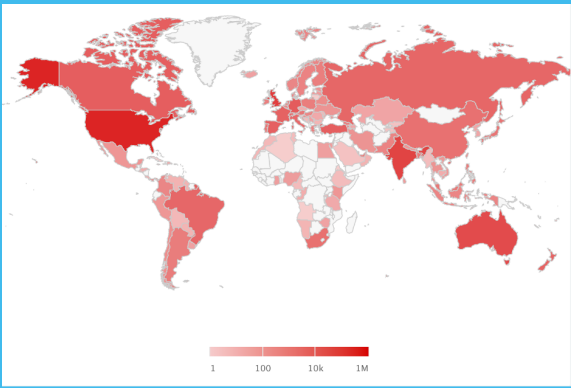
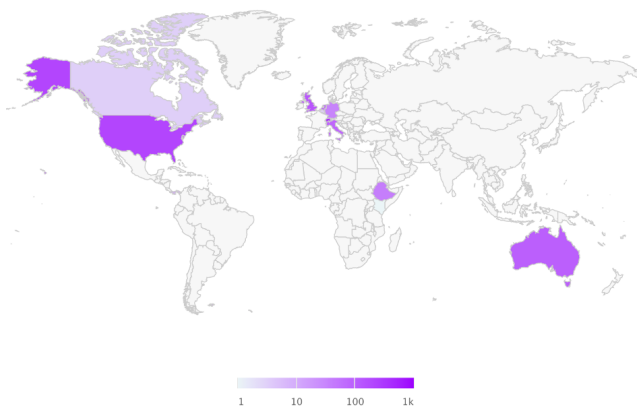


TRACKING REACH & INFLUENCE OVER TIME

Over 90% of these outputs have altmetric attention. The bar chart on the left shows the weeks of March 16 and June 1 as having had the most attention.

GLOBAL IMPACT ON POLICY

These research outputs have been mentioned in **800 policy documents** by **32 unique policy sources** in **13 countries**, including 54 mentions by the Centers for Disease **Control and Prevention (CDC)** and 44 mentions by the **National Bureau of Economic Research**. The map on the right shows where research has been mentioned the most.



GLOBAL NEWS ATTENTION

These publications have been mentioned more than **137,000** times by **2,643 unique news outlets** in **122 countries**, including 1,154 mentions in **Science Daily**, 798 mentions in the **The New York Times** and 422 mentions in **CNN News**. The map to the left shows the countries with the most news stories about these outputs.

TOP JOURNALS AND COLLECTIONS

The table to the right shows the top 3 sources with the most mentions of these outputs. Their total mentions are listed in the right column.

Nature 2,220 mentioned research outputs in your search	51,930
Proceedings of the National Academy of Sciences of the United States of America 1,660 mentioned research outputs in your search	39,619
Science 1,169 mentioned research outputs in your search	22,760

FIND OUT MORE ABOUT THE INSIGHTS PROVIDED BY
ALTMETRIC DATA AND TOOLS AT **ALTMETRIC.COM**

Analysis is based on 88,724 outputs with an Altmetric Attention Score of over 1 as of November 5, 2020.